

SALEM  
Cruise Lite

Welcome to the Original Social Networking Site

Cruise Lite





Shown with Optional Camp Kitchen



Salem

# 261BHXL

Spacious Family Unit  
INTERIOR SHOWN IN MINERAL

**Lightweight Towability for Your Family**

Your family can relax in our lightweight trailers without the typical lightweight size or price. Salems are 8' wide (instead of 7.5') at a price that is significantly lower than the competitor's. Creating fond memories should be worth a fortune... they shouldn't cost one!

---

Be sure to check the weather before you leave.

Calendar

Photos

Weather

Location

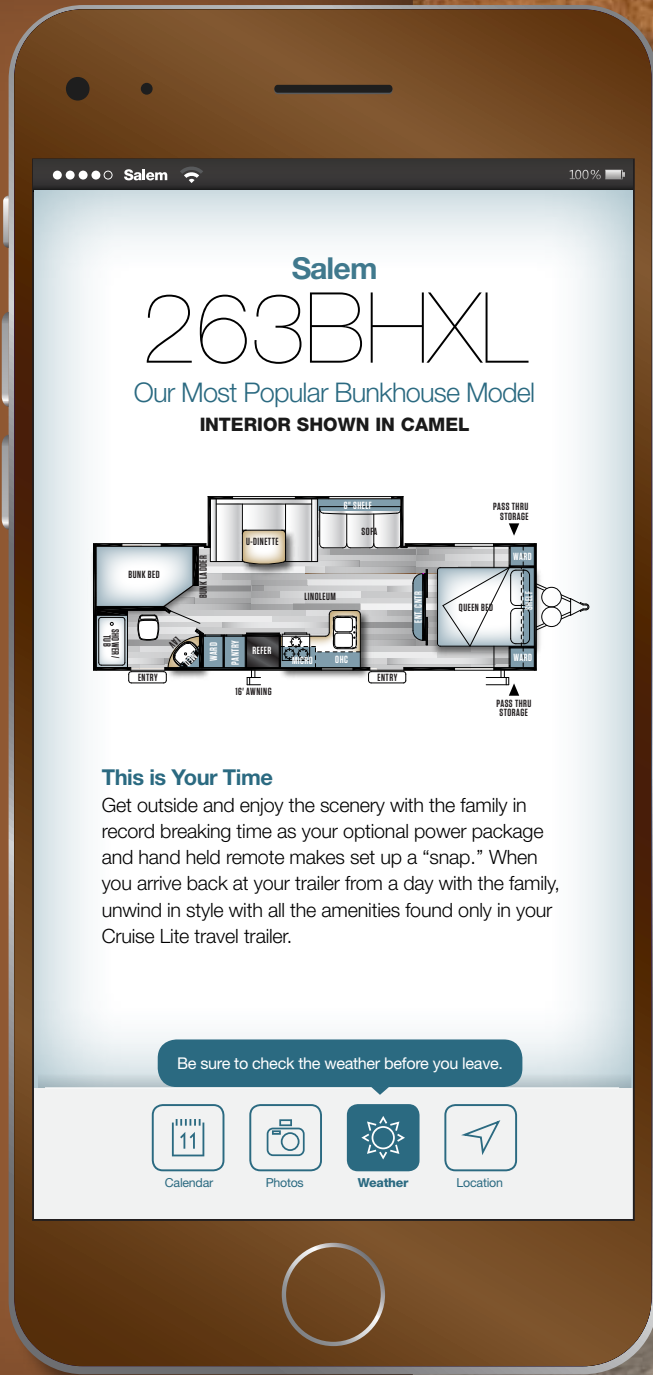






Shown with Customer-Supplied Linens













LED Lights

FM Radio, DVD Player  
w/ MP3 Hook-up

Extra Large Cabinets  
with Base Shelf and  
Glass Inserts

Wood Blinds in  
Living Areas

Double-Stitched  
pillow Back Jiffy Sofa

"High Definition"  
Countertops

Recessed Stove  
with Glass Cover


Shoe Nook  
(Some models)

Beauflor® Linoleum Scratch,  
Tear, and Cold Crack  
Resistant Flooring.

# Interior Features

Some features have limited availability






1



2



3



4



5

Salem

# Popular Features

**MORE REASONS WHY PEOPLE CHOOSE SALEM**

1. Extra Large Cabinet Doors with Glass Inserts
2. Full Extension Ball Bearing Drawer Guides Allow You to Access The Whole Drawer and Provides Years of Trouble-Free Service. (Per Floorplan)
3. Exterior Speakers Allow You to Enjoy Your Favorite Music While Relaxing Outside Your Coach.
4. 5/8" Tongue and Groove Plywood Floor Decking, Much Stronger, More Durable and Longer Lasting than the Competitor's OSB.
5. The Cruise Lite has Spacious Pass-Through Storage Allowing You to Pack Oversized or Bulky Items.
6. Colored LED Awning Light with Remote (Limited Time Option\*)
7. 6 Gal. Gas DSI Water Heater.
8. LED Interior Lights (Limited Time Option\*)

\* See your dealer for more details about our Limited Time Options



6



7



8

### Standard Features

- Aerodynamic Front Profile
- Taller Interior Heights
- NEW: Beauflor® Linoleum Flooring
- Brushed Nickel Cabinet Hardware
- Extra Large Cabinets with Glass Inserts
- Central Switch Center
- High Definition Counter Tops
- 13.5K A/C (non-ducted)
- Diamond Plate Rock Guard
- Digital TV Antenna w/ Booster
- 2 Exterior Speakers

- 2-20# LP Bottles w/Hard Cover
- Microwave
- Water Heater By-Pass
- Kitchen Backsplash
- Single Door Refrigerator
- Ball Bearing Drawer Guides
- 6 Gal. Gas DSI Water Heater
- Pass Thru Storage
- Manual Awning
- Designer Bedspread for Main Bed
- Cable/Satellite Hookups

### Popular Options

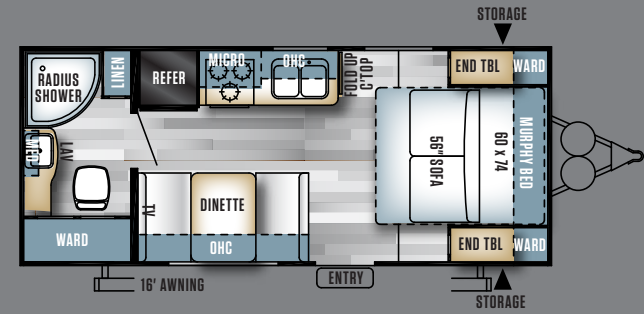
- Double Door Refer IPO Single Door
- Stabilizer Jacks
- Range with Oven IPO Cook Top
- Spare Tire & Carrier
- Ducted A/C
- Colored LED Awning Light with Remote (Limited Time Option)
- Wood Blinds (Limited Time Option)
- Recessed Stove with Glass Cover (Limited Time Option)

# Salem Cruise Lite

Floorplans, Weights & Measures

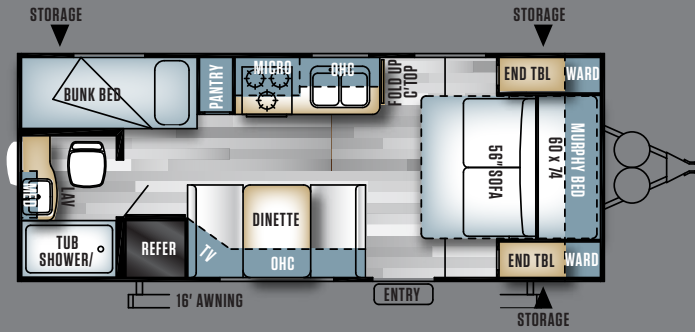
## 171RBXL

UNLOADED  
VEHICLE WEIGHT:  
**3798**



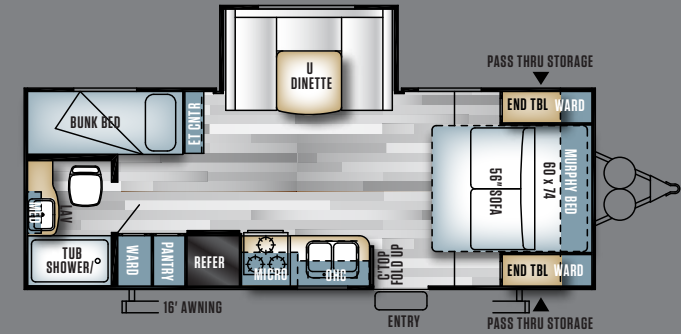
## 201BHXL

UNLOADED  
VEHICLE WEIGHT:  
**4195**



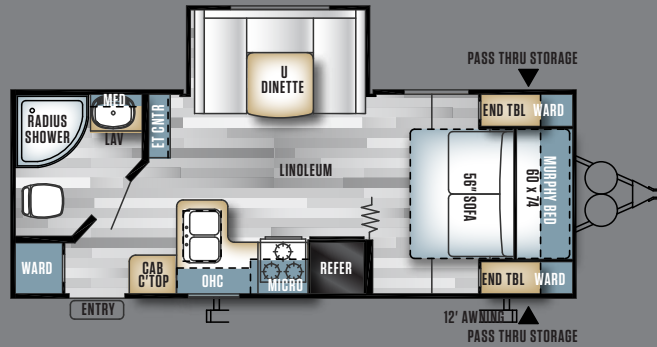
## 230BHXL

UNLOADED  
VEHICLE WEIGHT:  
**4903**



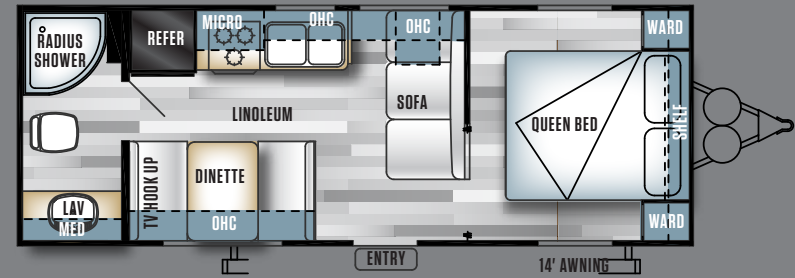
## 232RBXL

UNLOADED  
VEHICLE WEIGHT:  
**4734**



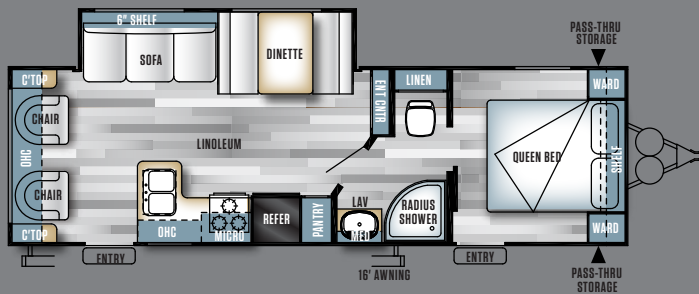
## 241QBXL

UNLOADED  
VEHICLE WEIGHT:  
**4135**



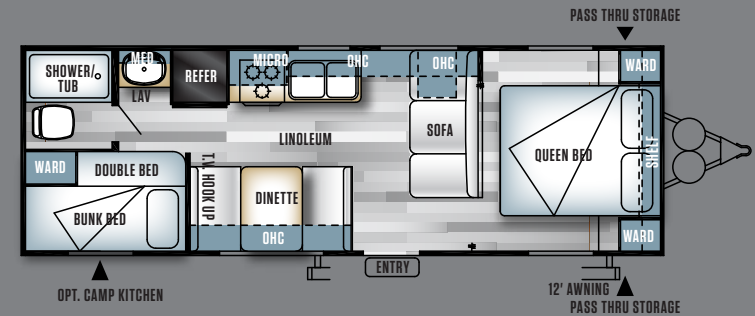
## 254RLXL

UNLOADED  
VEHICLE WEIGHT:  
**5597**



## 261BHXL

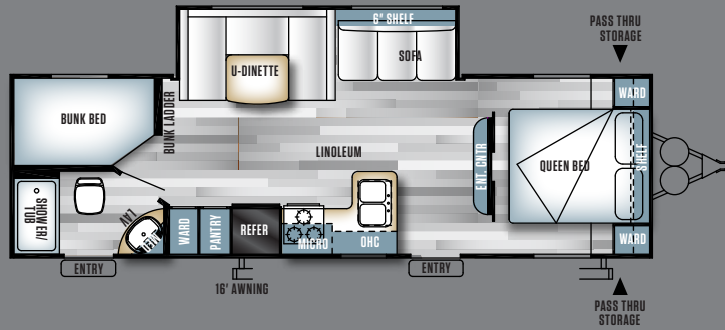
UNLOADED  
VEHICLE WEIGHT:  
**4314**





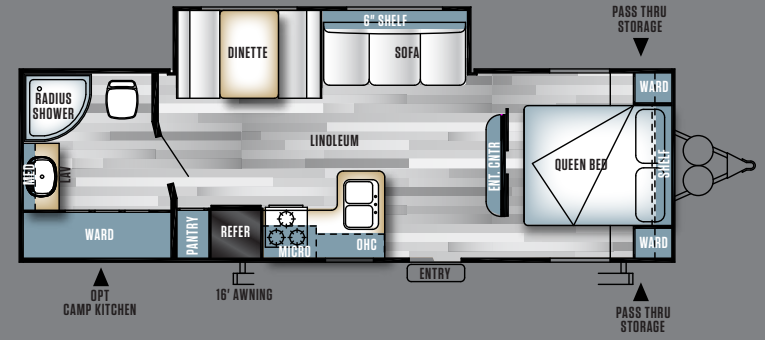
## 263BHXL

UNLOADED  
VEHICLE WEIGHT:  
**5816**



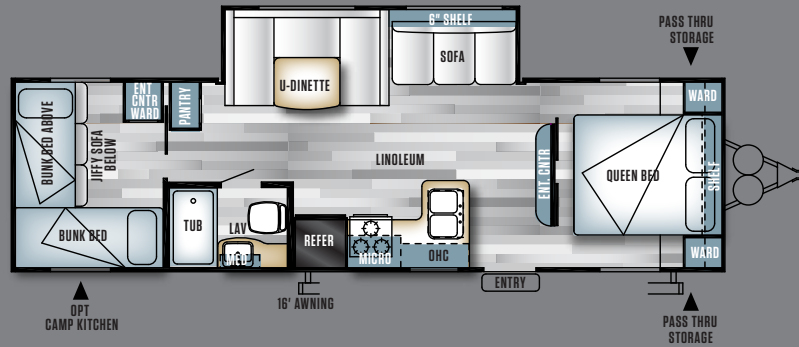
## 272RBXL

DRY WEIGHT:  
**5863**



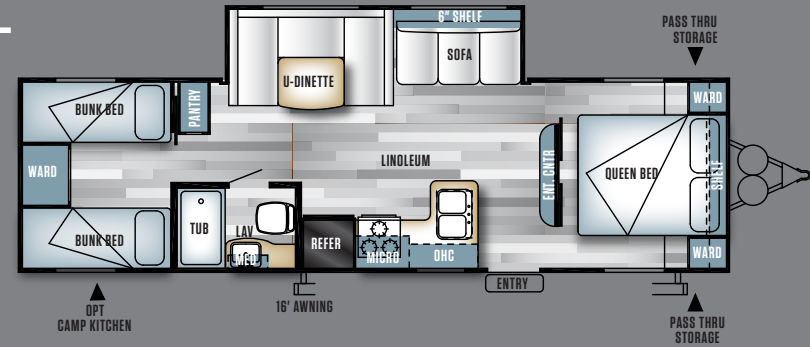
## 273QBXL

UNLOADED  
VEHICLE WEIGHT:  
**5937**



## 282QBXL

DRY WEIGHT:  
**6155**



### Weights & Measures

	171RBXL	201BHXL	230BHXL	232RBXL	241QBXL	254RLXL	261BHXL	263BHXL	272RBXL	273QBXL	282QBXL
HITCH WEIGHT (LBS.)	521	528	694	620	499	668	434	682	617	680	636
UNLOADED VEHICLE WEIGHT (LBS.)	3798	4195	4903	4734	4135	5597	4314	5816	5863	5937	6155
CARGO CARRYING CAPACITY (LBS.)	3685	3295	2753	2848	3326	2033	3082	1828	1716	1724	1443
EXTERIOR LENGTH	22'5"	23'7"	25'10"	24'7"	26'11"	31'3"	29'1"	31'5"	31'0"	33'3"	32'11"
EXTERIOR HEIGHT	9'11"	9'11"	10'4"	10'4"	9'11"	10'4"	9'11"	10'4"	10'4"	10'4"	10'2"
FRESH WATER CAPACITY (GAL.)	40	40	40	40	40	40	40	40	40	40	40
BLACK WATER CAPACITY (GAL.)	30	32	40	32	30	43	30	32	43	34	34
GREY WATER CAPACITY (GAL.)	30	32	40	43	40	32	28	64	32	32	66
AWNING SIZE (FT.)	16'	16'	16'	12'	14'	16'	12'	16'	16'	16'	16'

### Floorplan Key

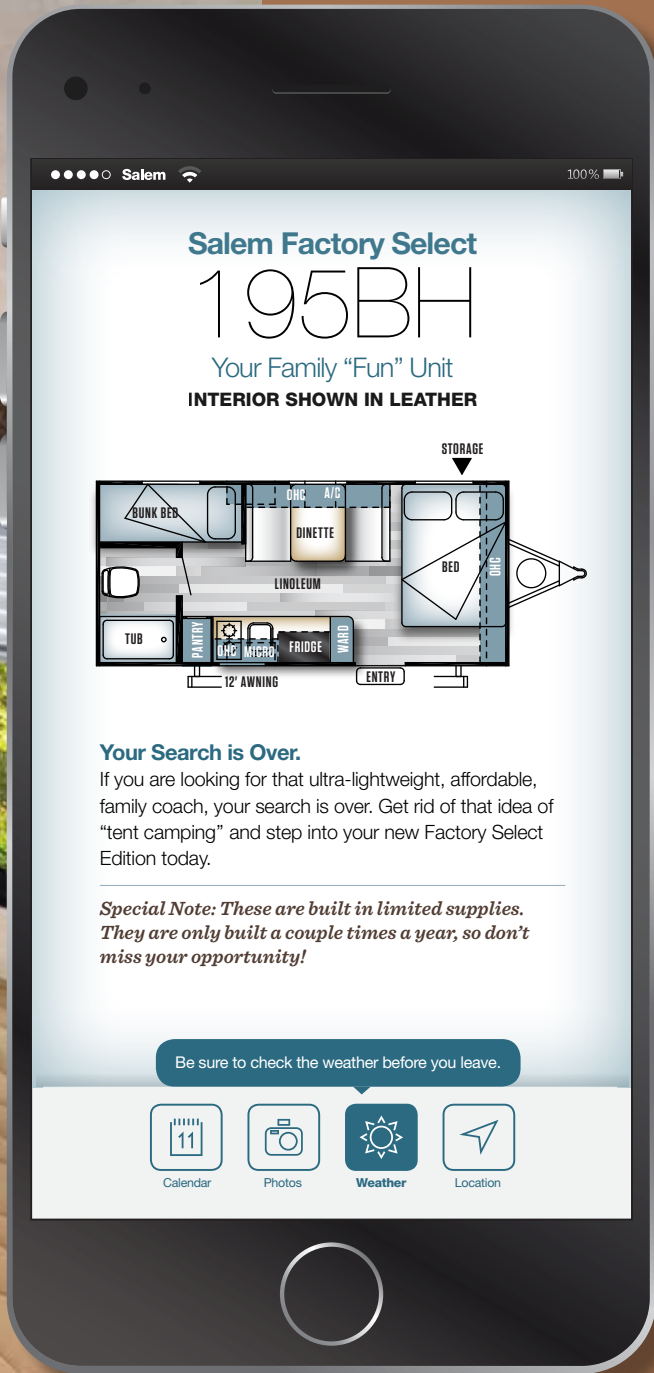
<b>OHC</b>	Overhead Cabinet
<b>WARD</b>	Wardrobe
<b>MICRO</b>	Microwave
<b>LAV</b>	Bathroom Sink
<b>MED</b>	Medicine Cabinet





Factory Select

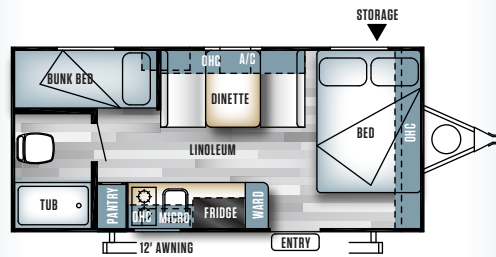




## Salem Factory Select

# 195BH

Your Family "Fun" Unit  
**INTERIOR SHOWN IN LEATHER**



### Your Search is Over.

If you are looking for that ultra-lightweight, affordable, family coach, your search is over. Get rid of that idea of "tent camping" and step into your new Factory Select Edition today.

*Special Note: These are built in limited supplies. They are only built a couple times a year, so don't miss your opportunity!*

Be sure to check the weather before you leave.



Calendar



Photos



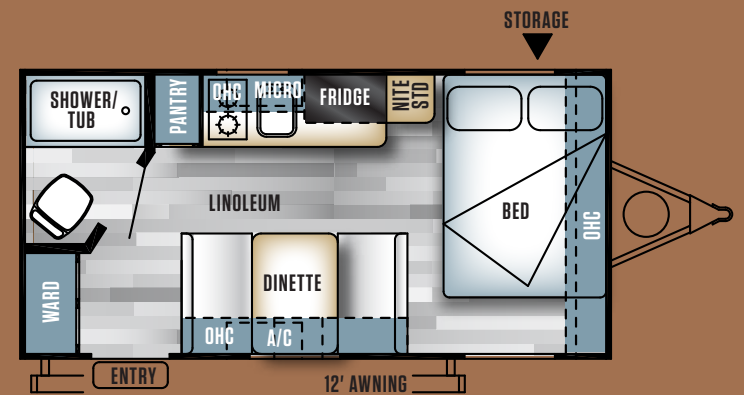
Weather



Location

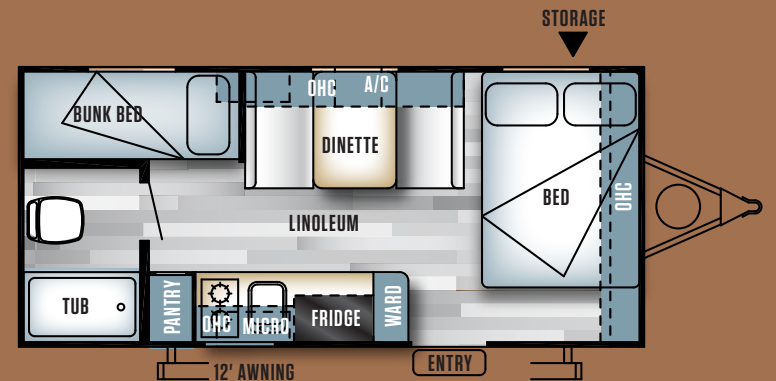
## 185BH

UNLOADED  
 VEHICLE WEIGHT:  
**2881**



## 195BH

UNLOADED  
 VEHICLE WEIGHT:  
**3003**



### Floorplan Key

	185BH	195BH
HITCH WEIGHT (LBS.)	328	403
UNLOADED VEHICLE WEIGHT (LBS.)	2881	3003
CARGO CARRYING CAPACITY (LBS.)	928	881
EXTERIOR LENGTH	19'10"	21'5"
EXTERIOR HEIGHT	10'4"	10'4"
FRESH WATER CAPACITY (GAL.)	28	28
BLACK WATER CAPACITY (GAL.)	25	25
GREY WATER CAPACITY (GAL.)	25	25
AWNING SIZE (FT.)	14'	14'

<b>OHC</b>	Overhead Cabinet
<b>WARD</b>	Wardrobe
<b>MICRO</b>	Microwave



**FREE MEMBERSHIP**  
to Forest River Owners' Group

www.forestriverfrog.com



**Learn More**  
Scan this barcode using a QR Reader on your smart phone to learn more about Forest River.



A Berkshire Hathaway company.

Forest River, Inc. 55470 C.R. 1 Elkhart, IN 46515 | (574) 533-5934  
www.forestriverinc.com/Salem | www.forestriveraccessories.com

YOUR SALEM DEALER

# The Salem Line-Up



SALEM



SALEM CRUISE LITE



SALEM VILLA | VILLA ESTATE



SALEM HEMISPHERE



## 24/7 EMERGENCY ROADSIDE ASSISTANCE

For a worry-free ownership experience Forest River includes one year of Coach-Net RV Technical & Roadside Assistance with each RV purchase. Whether new to the RV lifestyle or an experienced RV enthusiast, Forest River owners have 24/7 access to technical, operational and emergency road service coverage throughout the US & Canada. Coach-Net's fast, dependable service is just a phone call away.

## Coach-Net®

RV Technical & Roadside Assistance



Forest River, Inc. encourages our customers to purchase their Forest River products from a local dealership whenever possible for the following reasons:

- 1) Forest River, Inc. dealers are independently owned and operated businesses so priority service and scheduling is at their discretion and is often provided to customers that purchased their unit at that dealership.
- 2) Purchasing locally allows customers to establish meaningful relationships with a dealer, enhancing the RV experience through assistance with product questions, user tips or RV regulations for your state or country, and much more!
- 3) Canadian customers must meet requirements to bring an RV purchased out of the country to their home. These requirements may involve additional inspections and certifications, taxes and fees. Your local Canadian Dealer is a professional at meeting these requirements.
- 4) Scheduling timely warranty repairs and adjustments through a local dealership provides far greater flexibility and convenience to you, the customer!

It is the goal of Forest River, Inc. that all of our RV owners fully enjoy the RV experience and that customer satisfaction meets or exceeds their expectations!



### PRE-DELIVERY INSPECTION FACILITY

20,000 square feet of quality assurance. The bare essentials for a premium product. This state-of-the-art facility gives immediate daily feedback to production for quality assurance in every unit built.

### Specification Definitions

**GVWR (Gross Vehicle Weight Rating)** - is the maximum permissible weight of the unit when fully loaded. It includes all weights, inclusive of all fluids, cargo, optional equipment and accessories. For safety and product performance do NOT exceed the GVWR.

**GAWR (Gross Axle Weight Rating)** - is the maximum permissible weight, including cargo, fluids, optional equipment and accessories that can be safely supported by a combination of all axles.

**UVW (Unloaded Vehicle Weight)\*** - is the typical weight of the unit as manufactured at the factory. It includes all weight at the unit's axle(s) and tongue or pin and LP Gas. The UVW does not include cargo, fresh potable water, additional optional equipment or dealer installed accessories.

\*Estimated average based on standard build optional

equipment.

**CCC (Cargo Carrying Capacity)\*\*** - is the amount of weight available for fresh potable water, cargo, additional optional equipment and accessories. CCC is equal to GVWR minus UVW. Available CCC should accommodate fresh potable water (8.3 lbs per gallon). Before filling the fresh water tank, empty the black and gray tanks to provide for more cargo capacity.

\*\* Estimated average based on standard build optional equipment

Each Forest River RV is weighed at the manufacturing facility prior to shipping. A label identifying the unloaded vehicle weight of the actual unit and the cargo carrying capacity is applied to every Forest River RV prior to leaving our facilities.

The load capacity of your unit is designated by weight, not by volume, so you cannot necessarily use all available space when loading your unit.