



FOREST RIVER  
**VIBE**  
 WEST COAST EDITION



# V

## VALUE

---

- **LAMINATED WALLS AND SLIDEOUT ROOMS, and 2" LAMINATED FLOORING**
- **SUPERFLEX ROOF (THERMOPLASTIC POLYOLEFIN) WALKABLE, LOW MAINTENANCE, LIGHTWEIGHT, EXCELLENT UV PROTECTION. MOLD, ALGAE AND FUNGUS RESISTANT.**
  - 12 YEAR WARRANTY

# I

## INNOVATIVE DESIGN

---

- **AERODYNAMIC PAINTED FIBERGLASS FRONT CAP**
- **ENCLOSED PROPANE TANKS AND BATTERIES**
- **LED LIGHTING**
  - UNDER AWNING
  - THROUGHOUT UNIT
  - UNDER COUNTERTOPS
  - EXTERIOR SPEAKERS

# B

## **BEST IN CLASS FEATURES**

- **8 CUBIC FOOT REFRIGERATOR**
- **STAINLESS STEEL APPLIANCE PACKAGE**
  - REFRIGERATOR
  - MICROWAVE
  - 3 BURNER RANGE/ 22" OVEN
- **WALK AROUND QUEEN BEDS**
- **HARDWOOD PRIVACY DOORS**
- **LARGE POT AND PAN DRAWERS UNDER DINETTE**
- **DUCT HEATED AND ENCLOSED UNDERBELLY**
- **82" BARRELED CEILING**

# E

## **EASE and CONVENIENCE**

- **REMOTE CONTROL SETUP**
  - POWER STAB JACKS FRONT AND REAR
  - SLIDE ROOMS
  - POWER AWNING
  - LED AWNING LIGHT
- **WIDE STANCE AXLES**
- **POWER AWNING**
- **SMOOTH EXTERIOR SIDEWALLS**
  - EASY MAINTENANCE
  - DURABILITY
- **BATTERY DISCONNECT**
- **BLACK TANK FLUSH**





268RKS Bedroom



268RKS Bathroom

## WELCOME TO **VIBE**

**AT VIBE WE ARE DEDICATED TO BRINGING YOU THE BEST CAMPING EXPERIENCE POSSIBLE. EACH UNIT IS DESIGNED WITH COMFORT AND CONVENIENCE IN MIND. WE OFFER FLOORPLANS FOR FAMILIES AND COUPLES ALIKE, AND OUTFIT THEM WITH HIGH END FINISHES PREVIOUSLY ONLY OFFERED ON UNITS AT MUCH HIGHER PRICE POINTS. TAKE A LOOK AT WHAT WE HAVE TO OFFER AND YOU WILL DEFINITELY FEEL THE VIBE!**



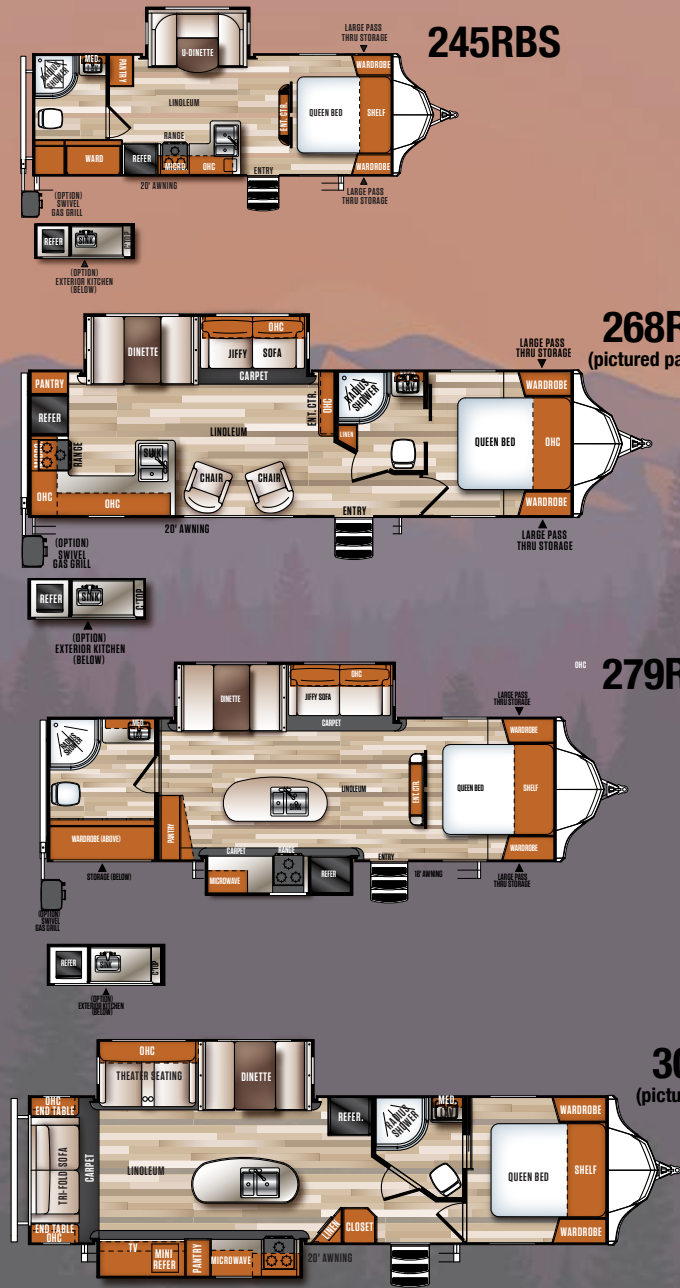


301RLS Front to Back View | Marble Decor



301RLS Bedroom

# NON-BUNK MODELS





257DBI Back to Front View | Marble Decor

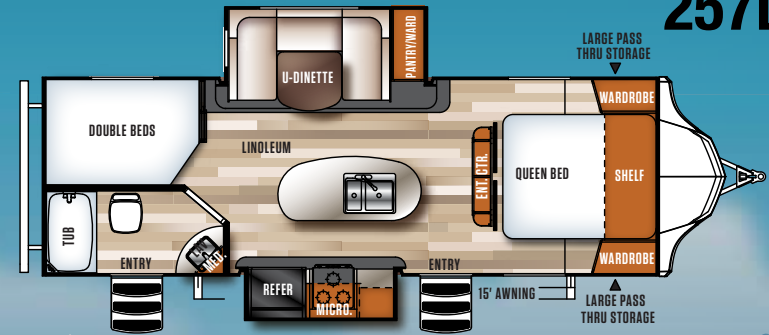




257DBI Front to Back View | Marble Decor

# BUNKHOUSE MODEL

257DBI



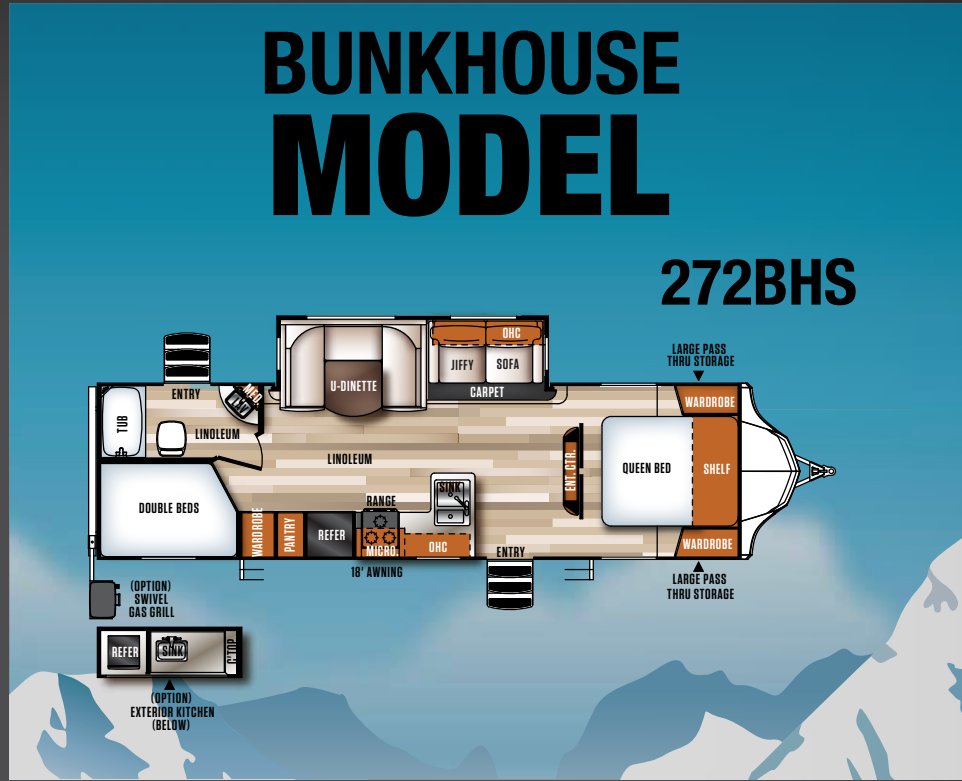
257DBI Bedroom







272BHS Front to Back View | Brindle Decor



272BHS Bedroom


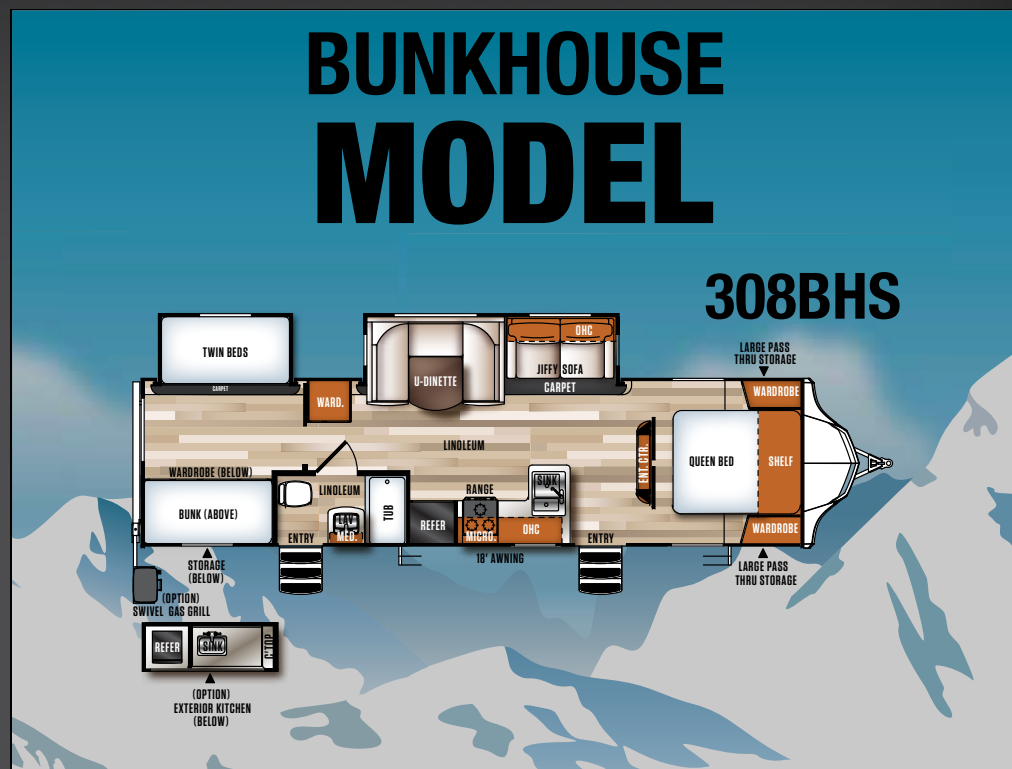


272BHS Exterior Kitchen





308BHS Bunkroom

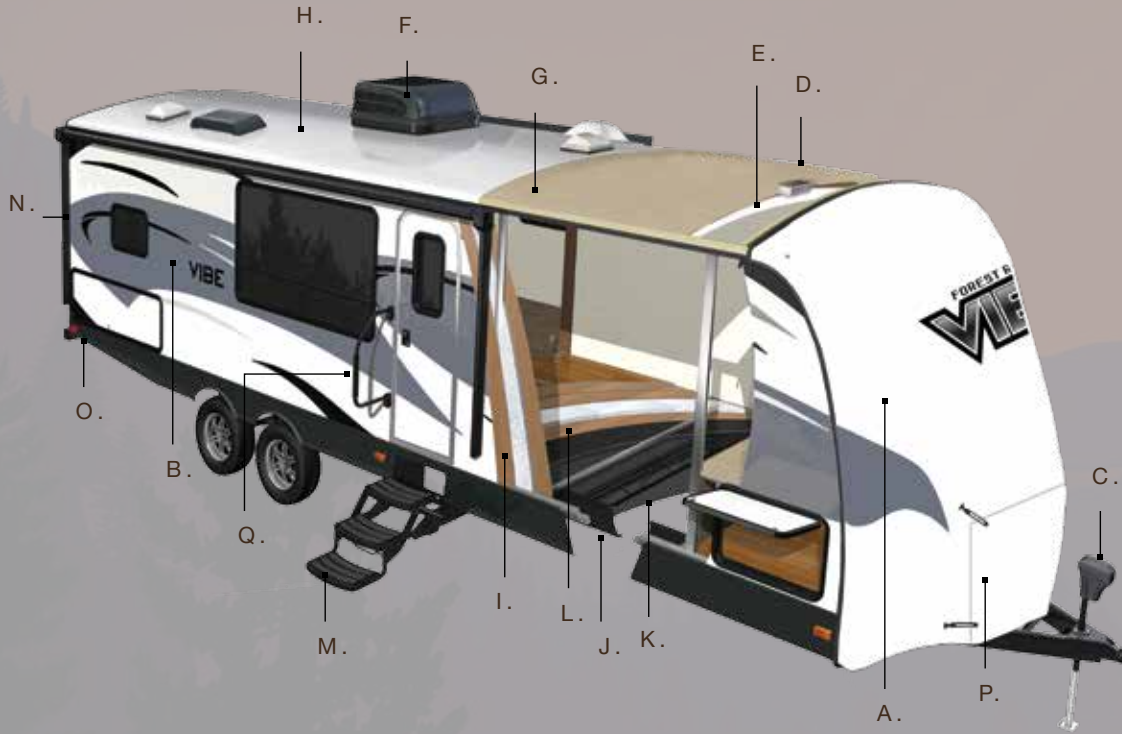


308BHS Front to Back View | Brindle Decor



308BHS Full Size Exterior Kitchen

# CONSTRUCTION AND FEATURES



- A. High gloss, fiberglass painted front cap
- B. Tri-tone exterior fiberglass
- C. Electric tongue jack
- D. Engineered crowned roof rafters
- E. R-14 insulated ceiling
- F. 13.5 BTU high output air conditioning with insulated ducts
- G. 3/8" roof decking (full walk-on roof)
- H. One piece seamless super flex roof
- I. R-8 laminated aluminum framed sidewalls
- J. Light weight powder-coated steel frame
- K. Heated and enclosed underbelly
- L. R-11 insulated aluminum framed laminated floor
- M. Triple entry steps
- N. Laminated rear wall
- O. Power front/rear stabilizing jacks (optional)
- P. Enclosed 20 Lbs. LP tanks
- Q. XL grab handle



LED AWNING LIGHT WITH REMOTE



UNDER COUNTER LED LIGHTING



USB PORT PACKAGE



BATTERY DISCONNECT



RESIDENTIAL WINDOW TREATMENTS



6 SPOKE ALUMINUM RIMS



UNDERMOUNT SINK/HIGH RISE FAUCET/PULL OUT SPRAYER/FLUSH SINK COVERS



OPTIONAL POWER STAB JACKS



WALK AROUND QUEEN BED AND BEDSPREAD



LARGEST OVEN IN ITS CLASS



8 CUBIC FOOT REFER OPTION

# STANDARDS AND OPTIONS

## EXTERIOR STANDARD FEATURES

- HYPER LYTE CONSTRUCTION - AMAZINGLY LIGHT!!
- TRI-TONE GEL COAT FIBERGLASS W/ UPGRADED GRAPHICS PACKAGE
- LAMINATED "ALUMA FRAME" SIDE WALLS AND 2" LAMINATED FLOOR
- AERODYNAMIC PAINTED FIBERGLASS FRONT CAP
- DUCTED 13.5 BTU AIR CONDITIONING
- HIGH EFFICIENCY A/C COOLING SYSTEM (LARGER DUCT WORK)
- CABLE & SATELLITE PREP
- DIGITAL TV ANTENNA W/ BOOSTER
- EXTRA LARGE, ALUMINUM FRAMED, PASS THRU STORAGE
- ONE TOUCH ELECTRIC AWNING
- ALUMINUM WHEELS
- LED LIGHTED EXTERIOR SPEAKERS (2)
- XL GRAB HANDLE
- COACH-NET ROADSIDE ASSISTANCE
- RADIAL TIRES
- HEATED AND ENCLOSED UNDERBELLY
- STABILIZER JACKS
- 2- 20# LP BOTTLES
- SPARE TIRE AND CARRIER

## EXTERIOR KITCHENS



Available on:  
308BHS



Available on:  
245RBS, 268RKS, 272BHS, 279RBS

## INTERIOR STANDARD FEATURES

- REEDED GLASS IN KITCHEN CABINETS
- 3-BURNER COOK TOP W/ STAINLESS STEEL 22" OVEN
- LARGE DOUBLE BOWL UNDERMOUNT KITCHEN SINK
- DOMETIC DOUBLE DOOR 6 cu. ft. GAS/ELECTRIC REFRIGERATOR W/ STAINLESS FRONT
- 6 GAL. G/E DSI WATER HEATER
- DOMETIC PEDAL FLUSH TOILET
- THERMOFOIL KITCHEN COUNTERTOPS
- DELUXE WOOD BOOTH TABLE TOP
- CATHEDRAL (BARRELED) CEILING
- HARD DOORS TO BEDROOMS FOR PRIVACY (NOT CURTAINS)
- DECORATIVE KITCHEN BACKSPLASH
- LARGE TRASH CAN W/ DESIGNATED OUT OF THE WAY AREA
- UPGRADED RESIDENTIAL STYLE CARPET
- FULL EXTENSION BALL BEARING DRAWER GUIDES
- STAINLESS STEEL KITCHEN PACKAGE
- POT & PAN DRAWERS UNDER DINETTE SEATS
- FLUSH MOUNT SINK COVER
- BLUETOOTH MP3/DVD/CD/FM W/ SURROUND SOUND
- TEDDY BEAR SERIES BUNK MATS
- SKYLIGHT OVER TUB/SHOWER

## OPTIONS

- SECOND BUNK WINDOW
- BACK PACK RACK
- 8 CU. FT. REFER
- POWER STAB JACKS

- 30 LBS. LP BOTTLES
- OUTSIDE KITCHEN (BUMPER MOUNTED GRILL, FRIDGE, SINK W/DRAIN, METAL COUNTERTOP)
- 12V HEATED STRIPS ON HOLDING TANKS
- TRI-FOLD SOFA SLEEPER
- 40" FLAT SCREEN TV
- OUTSIDE SHOWER
- 15K BTU DUCTED A/C IPO 13.5K
- 50 AMP SERVICE W/ WIRE & BRACE FOR 2ND A/C
- 2ND 13.5K A/C IN BEDROOM (REQUIRES 50 AMP)
- 15K A/C IPO 13.5 K A/C
- 200 WATT SOLAR PANEL WITH REGULATOR

## LIMITED SHOWSTOPPER FEATURES

- HIGH RISE FAUCET W/ PULL OUT SPRAYER
- BLACK TANK FLUSH
- SOLAR PANEL PREP
- POWER TONGUE JACK
- BATTERY DISCONNECT
- LED AWNING LIGHT
- TOUCH SCREEN REMOTE
- RECESSED STOVE W/GLASS COVER
- DECORATIVE WINDOW TREATMENTS (LIVING ROOM ONLY)
- NIGHT SHADES (LIVING ROOM ONLY)
- 30" FRICTION HINGE ENTRY DOOR
- USB PORT PACKAGE
- MAGNETIC LATCHES ON ACCESS DOORS
- KITCHEN COUNTER LED ACCENT STRIP LIGHTING
- LED INTERIOR LIGHTS

## SPECIFICATIONS

MODEL	245RBS	257DBI	268RKS	272BHS	279RBS	301RLS	308BHS
HITCH WEIGHT	TBD	775	850	727	834	844	TBD
AXLE WEIGHT	TBD	5295	5960	5921	6272	6632	TBD
UVW	TBD	6070	6810	6648	7106	7476	TBD
CCC (CARGO CAP)	TBD	1705	2840	2879	2528	2168	TBD
EXTERIOR LENGTH	28' 5"	29'6"	34' 8"	34' 8"	33' 1"	35' 10"	36' 10"
EXTERIOR HEIGHT	11'	11'	11'	11'	11'	11'2"	11'
FRESH WATER (gal.)	44	44	44	44	44	44	44
BLACK WATER (gal.)	33	33	33	33	33	33	33
GREY WATER (gal.)	66	32	66	66	32	65	66
AWNING SIZE	20'	15'	20'	18'	18'	20'	18'
TIRE SIZE	15"	15"	15"	15"	15"	15"	15"



### PRE-DELIVERY INSPECTION FACILITY

20,000 square feet of quality assurance. The bare essentials for a premium product. This state-of-the-art facility gives immediate daily feedback to production for quality assurance in every unit built.

**GVWR (Gross Vehicle Weight Rating)** - is the maximum permissible weight of the unit when fully loaded. It includes all weights, inclusive of all fluids, cargo, optional equipment and accessories. For safety and product performance do NOT exceed the GVWR.

**GAWR (Gross Axle Weight Rating)** - is the maximum permissible weight, including cargo, fluids, optional equipment and accessories that can be safely supported by a combination of all axles.

**UVW (Unloaded Vehicle Weight)\*** - is the typical weight of the unit as manufactured at the factory. It includes all weight at the unit's axle(s) and tongue or pin and LP Gas. The UVW does not include cargo, fresh potable water, additional optional equipment or dealer installed accessories.

\*Estimated Average based on standard build optional equipment.

**CCC (Cargo Carrying Capacity)\*\*** - is the amount of weight available for fresh potable water, cargo, additional optional equipment and accessories. CCC is equal to GVWR minus UVW. Available CCC should accommodate fresh potable water (8.3 lbs per gallon). Before filling the fresh water tank, empty the black and gray tanks to provide for more cargo capacity.

\*\* Estimated average based on standard build optional equipment

Each Forest River RV is weighed at the manufacturing facility prior to shipping. A label identifying the unloaded vehicle weight of the actual unit and the cargo carrying capacity is applied to every Forest River RV prior to leaving our facilities.

The load capacity of your unit is designated by weight, not by volume, so you cannot necessarily use all available space when loading your unit.

All information contained in this brochure is believed to be accurate at the time of publication. However, during the model year, it may be necessary to make revisions and Forest River, Inc., reserves the right to make all such changes without notice, including prices, colors, materials, equipment and specifications as well as the addition of new models and the discontinuance of models shown in this brochure. Therefore, please consult with your Forest River dealer and confirm the existence of any materials, design or specifications that are material to your purchase decision.

## CUSTOMER SATISFACTION



[www.ForestRiverBuyLocal.com](http://www.ForestRiverBuyLocal.com)

### 24/7 EMERGENCY ROADSIDE ASSISTANCE

For a worry-free ownership experience Forest River includes one year of Coach-Net RV Technical & Roadside Assistance with each RV purchase. Whether new to the RV lifestyle or an experienced RV enthusiast, Forest River owners have 24/7 access to technical, operational and emergency road service coverage throughout the US & Canada. Coach-Net's fast, dependable service is just a phone call away.

**Coach-Net<sup>®</sup>**

FOREST RIVER  
**VIBE**  
WEST COAST EDITION



#### Learn More

Scan this barcode using a QR Reader on your smart phone to learn more about Forest River.



A Berkshire Hathaway company.

VIBE/Forest River Inc.  
30725 Diamond Hill  
Harrisburg, OR 97446  
(541)-995-3447  
[www.forestriverinc.com](http://www.forestriverinc.com)  
[www.forestriveraccessories.com](http://www.forestriveraccessories.com)