

CHEROKEE

CHEROKEE



WHEN THE OPEN ROAD BECKONS AND
THE WANDERLUST STIRS, CHEROKEE,
BY FOREST RIVER, WILL HELP YOU
ANSWER THE CALL.

Cherokee travel trailers and fifth wheels are built to give you better comfort, style and value, so you can enjoy your travels to the fullest. Our destination trailers are a luxurious end-of-the-journey in themselves – all available for you.







SHOWN IN NATURAL
274DBH

The 274 DBH is the ultimate family camper. This unit features a double entry and access to the bath from the outdoors. The double bed bunk with ladder allows extra sleeping room for kids and adults as well. Amenities such as the custom kitchen with a large undermount stainless sink, glass cover cooktop and stainless oven, range hood and microwave highlight the cooking area. Our oversized full pantry gives you more than enough storage for groceries and outdoor gear. Also featured is our oversized U-shaped dinette with 2 full length drawers for more room for eating and additional sleeping.







SHOWN IN NATURAL

274RK

The 274 RK features a super slide with a full length sofa with lighted cup holders along with dual oversized recliners. The rear kitchen features abundant counter top space for cooking as well as a full pantry. Extra large windows allow for great views of the outdoors as well as letting more natural light in. A large radius glass door shower and queen walk around bed round out the beauty of the great unit.





274RK



274RK



274RK



274RK



SHOWN IN NATURAL
304BS

Designed with impeccable quality, distinctive features, superior comfort and remarkable affordability, the 304 BS stands above the rest. This model features a large super slide and dual slide outs in the rear bunk room for extra space and additional sleeping. The entertainment center with a beautiful fireplace showcases this great floorplan.





304BS



304BS



SHOWN IN NATURAL

304R

The 304 R offers our customers a chance to escape the ordinary and relax, to enjoy family and friends and see nature in all of it's beauty and wonder. This model features a large kitchen with a movable island for meal preparation. Two large recliners in the rear livingroom offer a great place to relax while enjoying the entertainment center and featured fireplace.





304R



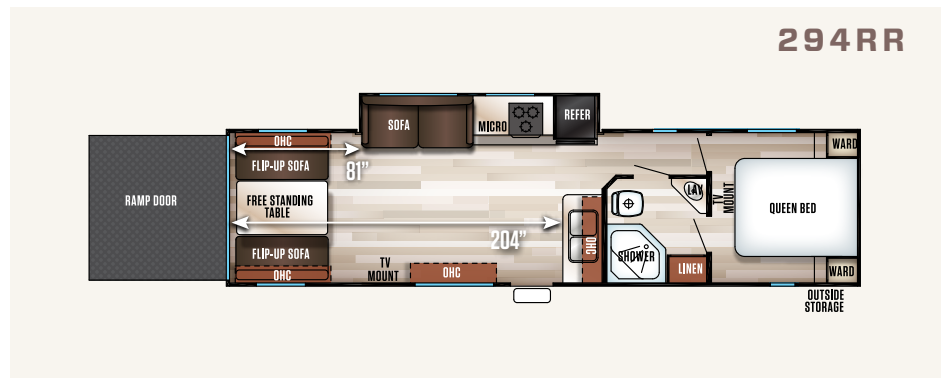
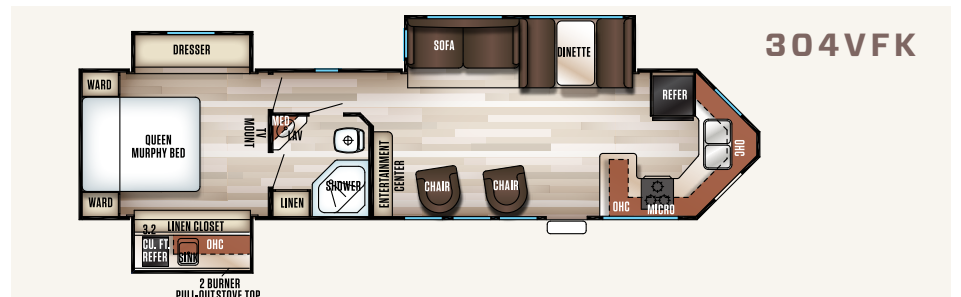
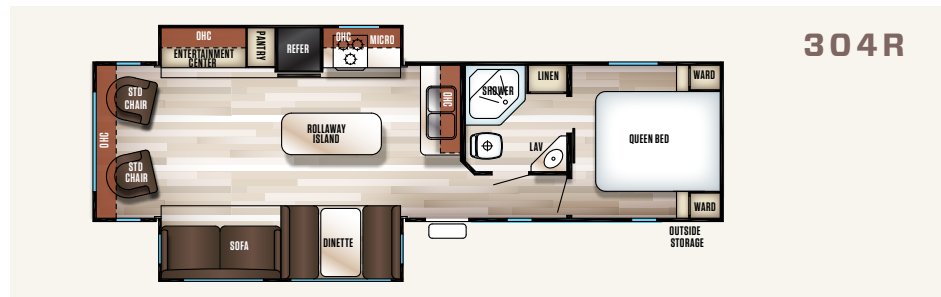
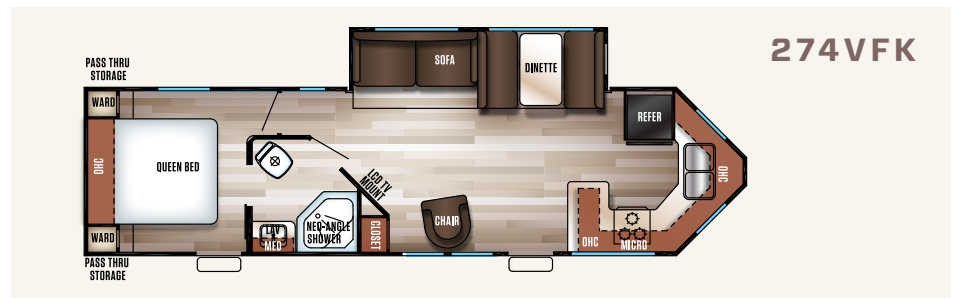
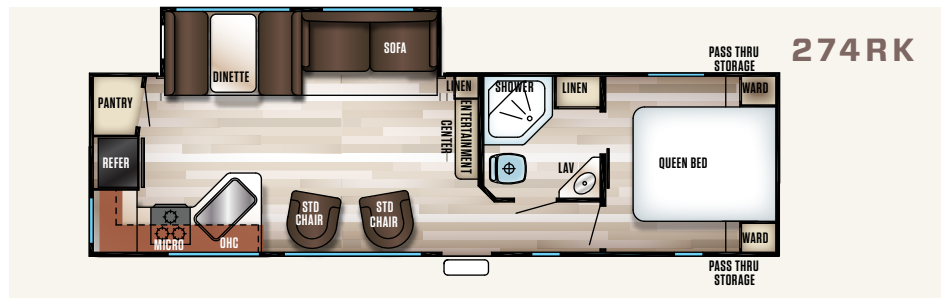
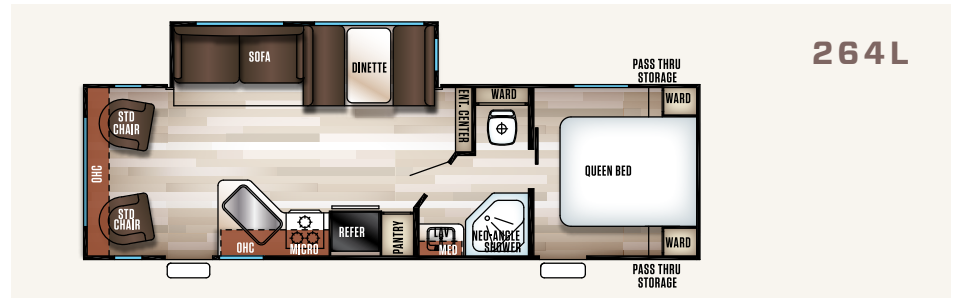
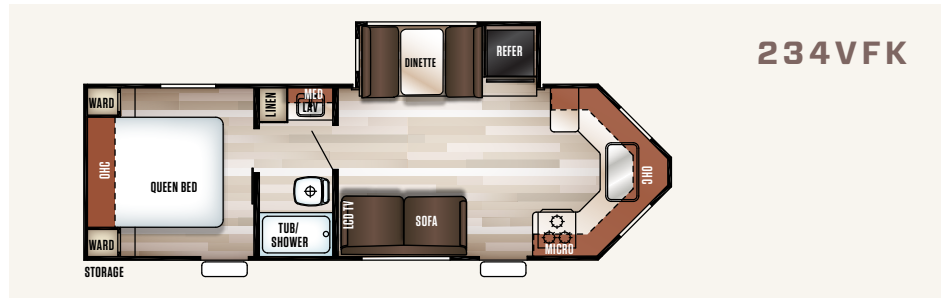
304R



304R

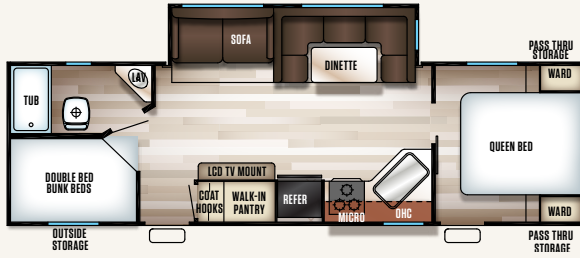


304R



	T234VFK	T264L	T274RK	T274VFK	T304R	T304VFK	T294RR
DRY HITCH WEIGHT (LBS.)	823-LBS	770-LBS.	860-LBS.	985-LBS.	900-LBS.	1154-LBS.	TBD
UNLOADED VEHICLE WEIGHT (LBS.)	5917-LBS	6725-LBS.	6742-LBS.	7047-LBS.	7914-LBS.	8822-LBS.	TBD
AXLE WEIGHT (LBS.)	5056-LBS	5917-LBS.	5882-LBS.	6024-LBS.	6976-LBS.	7630-LBS.	TBD
SHIP WEIGHT (LBS.)	5879-LBS	6687-LBS.	6704-LBS.	7009-LBS.	7876-LBS.	8784-LBS.	TBD
GVWR W/BRAKES (LBS.)	7823-LBS	7770-LBS.	9980-LBS.	9985-LBS.	11100-LBS.	11354-LBS.	TBD
CARGO CARRYING CAPACITY (LBS.)	1906-LBS	1045-LBS.	3238-LBS.	2938-LBS.	3186-LBS.	2535-LBS.	TBD
EXTERIOR LENGTH	29'-0"	31'-9"	33'-7"	33'-7"	35'-9"	38'-1"	TBD
EXTERIOR HEIGHT W/ AC	11'-1"	11'-1"	11'-1"	11'-1"	11'-1"	11'-1"	TBD
GREY CAPACITY (GAL)	38-GAL	38-GAL	38-GAL	38-GAL	38-GAL	76-GAL	TBD
BLACK CAPACITY (GAL)	38-GAL	38-GAL	38-GAL	38-GAL	38-GAL	38-GAL	TBD
FRESH CAPACITY (GAL)	46 GAL	46 GAL	46 GAL	46 GAL	46 GAL	46 GAL	TBD

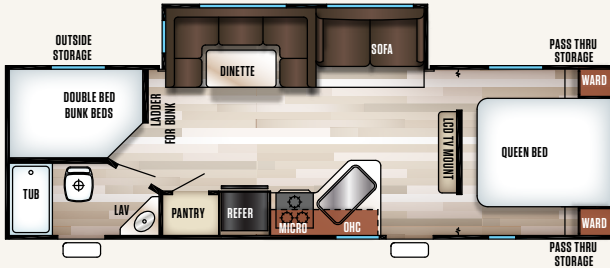
264CK



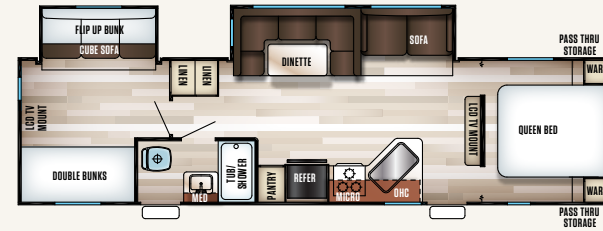
264DBH



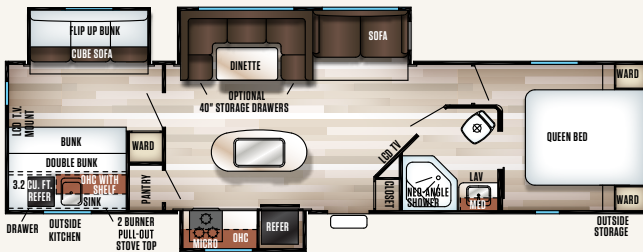
274DBH



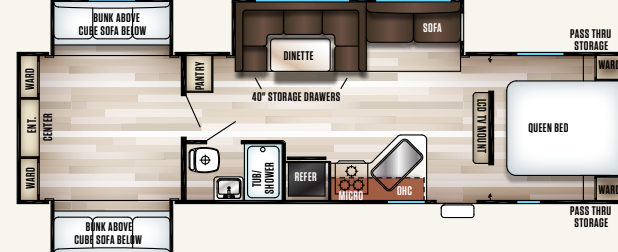
294BH



304BH



304BS



	T264CK	T264DBH	T274DBH	T294BH	T304BH	T304BS
DRY HITCH WEIGHT (LBS.)	885-LBS.	885-LBS.	732-LBS.	953-LBS.	1015-LBS.	900-LBS.
UNLOADED VEHICLE WEIGHT (LBS.)	6455-LBS.	6455-LBS.	6243-LBS.	7929-LBS.	8688-LBS.	7914-LBS.
AXLE WEIGHT (LBS.)	5532-LBS.	5532-LBS.	5473-LBS.	6938-LBS.	7635-LBS.	6976-LBS.
SHIP WEIGHT (LBS.)	6417-LBS.	6417-LBS.	6202-LBS.	7891-LBS.	8650-LBS.	7876-LBS.
GVWR W/BRAKES (LBS.)	7885-LBS.	7885-LBS.	7732-LBS.	9985-LBS.	11215-LBS.	11100-LBS.
CARGO CARRYING CAPACITY (LBS.)	1430-LBS.	1430-LBS.	1489-LBS.	2056-LBS.	2527-LBS.	3186-LBS.
EXTERIOR LENGTH	32'-0"	32'-0"	31'-8"	35'-11"	37'-1"	35'-9"
EXTERIOR HEIGHT W/AC	11'-1"	11'-1"	11'-1"	11'-1"	11'-1"	11'-1"
GREY CAPACITY (GAL)	38-GAL	38-GAL	38-GAL	38-GAL	38-GAL	38-GAL
BLACK CAPACITY (GAL)	38-GAL	38-GAL	28-GAL	38-GAL	38-GAL	38-GAL
FRESH CAPACITY (GAL)	46 GAL	46 GAL	46 GAL	46 GAL	46 GAL	46 GAL





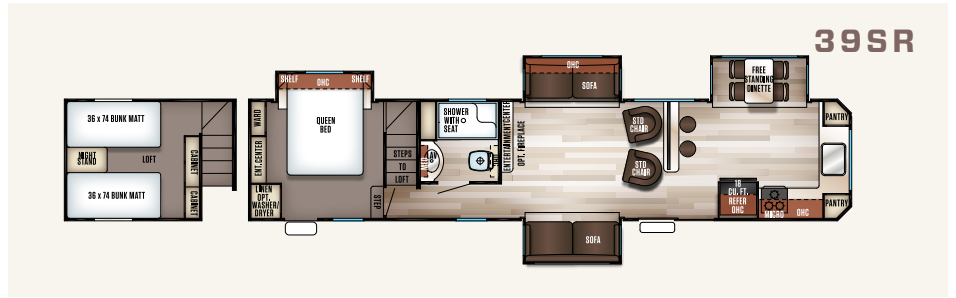
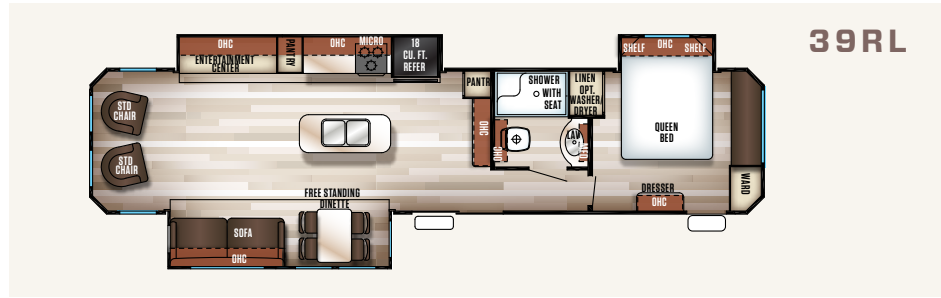
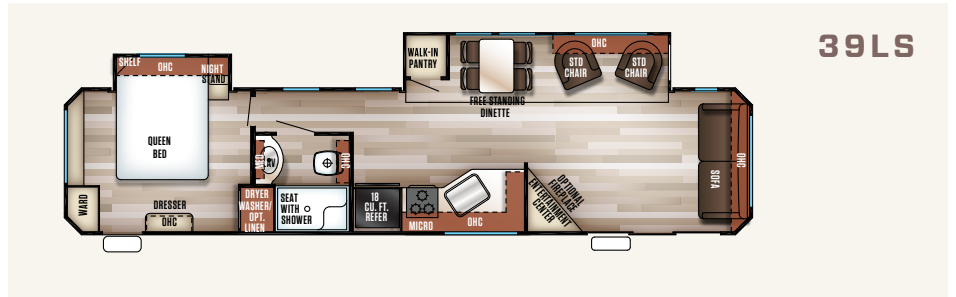
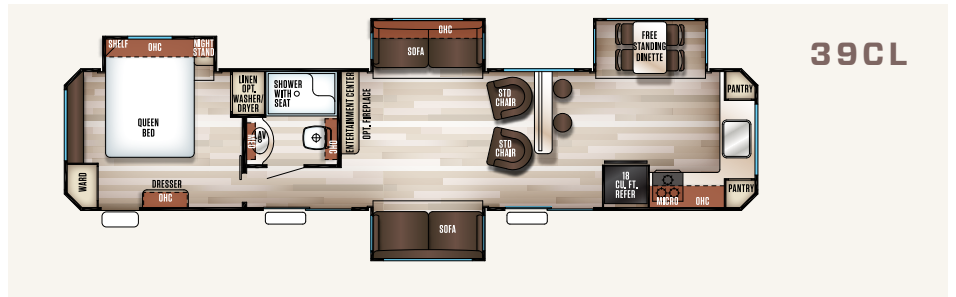
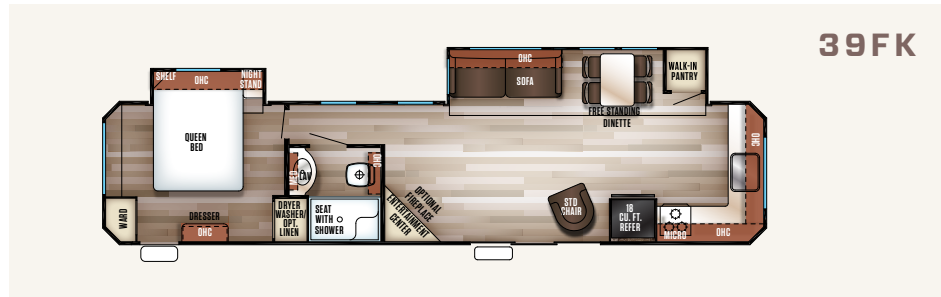
SHOWN IN NATURAL

39BR

The Cherokee Destination travel trailers offer all of the conveniences of our standard travel trailer line and more! With an 8' interior height and XL package, you will feel right at home during your extended stay. With more residential appointments such as the larger refrigerator and oven, the Cherokee Destination models provide comfort while enjoying special life moments.







	T39FK	T39RF	T39CL	T39KR	T39LS	T39RL	T39SR
DRY HITCH WEIGHT (LBS.)	1406-LBS.	1350-LBS.	1480-LBS.	1608-LBS.	1342-LBS.	1480-LBS.	1650-LBS.
UNLOADED VEHICLE WEIGHT (LBS.)	9737-LBS.	10658-LBS.	10025-LBS.	10346-LBS.	10621-LBS.	10025-LBS.	11361-LBS.
AXLE WEIGHT (LBS.)	8293-LBS.	9270-LBS.	8507-LBS.	8700-LBS.	9241-LBS.	8507-LBS.	9673-LBS.
SHIP WEIGHT (LBS.)	9699-LBS.	10620-LBS.	9987-LBS.	10308-LBS.	10583-LBS.	9987-LBS.	11323-LBS.
BVWR W/BRAKES (LBS.)	11606-LBS.	11550-LBS.	11680-LBS.	11768-LBS.	11542-LBS.	11680-LBS.	13650-LBS.
CARGO CARRYING CAPACITY (LBS.)	1869-LBS.	892-LBS.	1655-LBS.	1422-LBS.	921-LBS.	1655-LBS.	2289-LBS.
EXTERIOR LENGTH	40'-2"	42'-6"	39'-2"	41'-11"	42'-3"	39'-2"	42'-9"
EXTERIOR HEIGHT W/ AC	12'-10"	12'-10"	12'-10"	12'-10"	12'-10"	12'-10"	13'-1"
GREY CAPACITY (GAL)	38-GAL	38-GAL	38-GAL	38-GAL	38-GAL	38-GAL	38-GAL
BLACK CAPACITY (GAL)	38-GAL	38-GAL	38-GAL	38-GAL	38-GAL	38-GAL	38-GAL
FRESH CAPACITY (GAL)	46 GAL	46 GAL	46 GAL	46 GAL	46 GAL	46 GAL	46 GAL

XL PACKAGE DESTINATION TRAILERS ONLY

** Optional package. Not all items available on all models. See participating dealers for details.*



6 Gallon Gas/Electric DSI Water Heater



Bathroom Fantastic Vent Fan



Large Exterior Folding Assist Grab Handle



Night Shades *




Outside Shower With Hot And Cold Water



Pull Out Kitchen Faucet



RVQ Quick Connect



Sky Light Over Tub



SHOWN IN NATURAL

255RR

The 255 RR Fifth Wheel Toy Hauler provides an affordable option for those who like to take adventure on the road. Our featured ramp patio system allows addition space for seating and relaxing.

Cherokee's smart design and remarkable attention to detail is what customers experience when they step inside. A deep level of pride goes into our work and we continue to push ourselves forward when it comes to innovation.

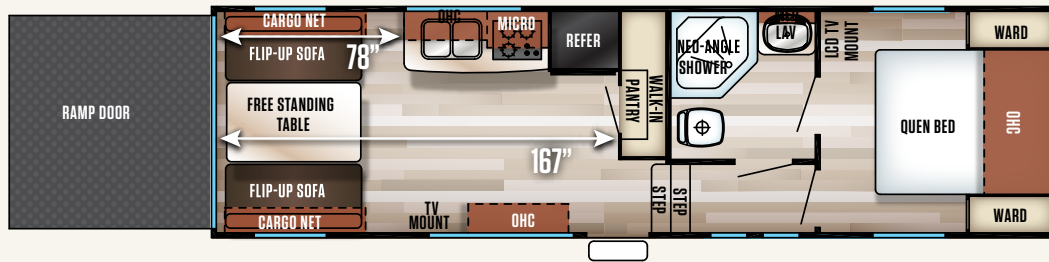




255RR



255RR



	F255RR
DRY HITCH WEIGHT (LBS.)	1415-LBS.
UNLOADED VEHICLE WEIGHT (LBS.)	6844-LBS.
AXLE WEIGHT (LBS.)	5391-LBS.
SHIP WEIGHT (LBS.)	6806-LBS.
GVWR W/BRAKES (LBS.)	11575-LBS.
CARGO CARRYING CAPACITY (LBS.)	4731-LBS.
EXTERIOR LENGTH	31'-1"
EXTERIOR HEIGHT W/ AC	13'-5"
GREY CAPACITY (GAL)	38-GAL
BLACK CAPACITY (GAL)	38-GAL
FRESH CAPACITY (GAL)	46 GAL

STANDARDS & OPTIONS

WINDOWS

- Mini Blinds on All Windows
- Hard Window Valances with Side Curtains
- Radius Windows
- Safety Glass Windows

BEDROOM

- Wardrobe Closets
- LED Reading Lights Above Bed
- Night Stands Each Side of Bed

KITCHEN / LIVING

- Large Storage Doors
- Full Extension Roller Glide Drawers
- Monitor Panel
- Double Door Refrigerator
- Large Storage Drawer Under Cooktop
- Large, Single Bowl Kitchen Sink
- Upgraded Backsplash Behind Cooktop

SLIDE OUT

- 40" Dinette (Selected Floorplans)
- One Piece Slide Out Side Walls
- U- Shaped Dinette with Pedestal Legs on All Bunkhouse Models (Selected Floorplans)

CABINETS

- Mocha Stained Shaker-Style Cabinets
- Large Overhead Cabinets
- Stainless Steel High Grade Cabinet Handles
- Rounded Styled Cabinets

BATHROOM

- Acrylic Bath Sinks (Large)
- Shower Curtain (Tub Models)
- Linoleum In Bath Area
- Glass Shower Enclosure (Neo-angle shower models only)
- Double Framed Tub Bases
- Large, Mirrored, Medicine Cabinet

APPLIANCES

- High Output Cook Top
- Carousel High Output Microwave
- Digital TV Antenna With Power Booster
- 13.5 Air Conditioner
- Water Heater By Pass
- Six Gallon Turbo Water Heater

EXTERIOR

- Large Radius Luggage Doors
- 20 lb. LP Bottles w/Cover
- Awning Drip Rail And Down Spouts
- Patio Awning
- One Piece Rubber Roof
- Upgraded Graphics
- Two-Toned Exterior Metal
- Colored Front And Rear Metal
- Lighted Outside Stereo Speaker
- Radius Entry Door
- Cable Hook up
- Outside Outlet
- Radius, Double Drop Step
- Aerodynamic Radius Front Profile
- Front Stone Guard

CONSTRUCTION FEATURES

- 3/8" Walkable Roof Decking
- Radius Truss Roof Rafters
- 5/8" Tongue And Groove Plywood Floor
- 2" x 3" Floor Joists
- Powder Coated, Rust Resistant Frame
- R7 Fiberglass Insulation
- Linoleum Front To Back
- Roto Cast (Seamless) Holding Tanks
- 12" On Average Side Wall Stud
- Galvanized Steel High Wind Bands

OPTIONS

- 15K Air Conditioner
- Gel Coat Fiberglass (TT)
- 2nd 13.5 Air Conditioner with 50 amp service and thermostat

- Back Up Camera
- Ceiling Fan 12 Volt Living Room (Fifth Wheel Only)
- Cherokee Power Bunk
- Electric Jacks
- Enclosed Tanks
- Fiberglass Front Cap
- Fiberglass V-Front (274VFK Only)
- Fifth Wheel Electric Jacks
- Screen Wall/ Tent Wall (255 RR only)
- Hide a Bed
- Large LED TV
- Medium LED TV
- Mini Camp Kitchen (N/A on T304BH,T304R)
- Mini Outside Kitchen (T294BH)
- Outdoor Bar and Grill (T294BH)
- Pack and Play Door
- Recliner
- Roof Ladder
- Security Camera at Entrance Door
- Soft Touch Caramel Sofa
- Spare Tire
- Ultimate Kids Den with Refrigerator (T294BH Only)
- 40" Dinette Drawers X2 *
- Black Tank Flush
- Outside TV Bracket and Hook Ups
- Sink Cover
- Back Up Camera Ready
- Solid Bedroom Doors*
- Cabinets in Bedroom *
- Ducted A/C *
- DVD Player
- Friction Hinge Door
- Solar Prep and Wiring
- 6 Gallon Gas/Electric DSI Water Heater
- Bathroom Fantastic Vent Fan
- Large Exterior Folding Assist Grab Handle
- Night Shades *
- Outside Shower With Hot And Cold Water
- Oven
- Pull Out Kitchen Faucet
- RVQ Quick Connect
- Sky Light Over Tub

LIMITED PACKAGE

** Optional package. Not all items available on all models. See participating dealers for details.*



Upgraded Designer Glass Backsplash



Super Kitchen



Tire Pressure Monitors



Tub Surround



USB Charging Stations (Beds, Bunks, Tables where applicable)



Upgraded Entertainment Sofa with lighted cup holders and USB charging port



Upgraded Kitchen Appliance Package

CAMPFIRE PACKAGE

** Optional package. Not all items available on all models. See participating dealers for details.*




40" Dinette Drawers x 2 (not available on all models)



Sink Cover



6 Gallon Gas/Electric DSI Water Heater



Solid Bedroom Doors (not available on all models)



DVD Player



Skylight over Tub



Oven



Cabinets in Bedroom (not available on all models)



Bathroom Fantastic Vent Fan



Ducted A/C (not available on all models)

BASECAMP PACKAGE

** Optional package. Not all items available on all models. See participating dealers for details.*



Back Up Camera Ready




Outside Shower with Hot and Cold Water



Friction Hinge Entrance Door



Power Awning with Blue Led Strip Lighting



Large Exterior Folding Assist Grab Handle



Black Tank Flush



Flip Down Travel Rack (not available on all models)



Power Tongue Jack(not available on all models)



RVQ Quick Connect



Solar Prep and Wiring



Outside TV Bracket and Hook Ups

FREE MEMBERSHIP
to Forest River Owners' Group

www.forestriverfrog.com



CUSTOMER SATISFACTION



www.ForestRiverBuyLocal.com



PRE-DELIVERY INSPECTION FACILITY

20,000 square feet of quality assurance. The bare essentials for a premium product. This state-of-the-art facility gives immediate daily feedback to production for quality assurance in every unit built.

24/7 EMERGENCY ROADSIDE ASSISTANCE

For a worry-free ownership experience Forest River includes one year of Coach-Net RV Technical & Roadside Assistance with each RV purchase. Whether new to the RV lifestyle or an experienced RV enthusiast, Forest River owners have 24/7 access to technical, operational and emergency road service coverage throughout the US & Canada. Coach-Net's fast, dependable service is just a phone call away.

Coach-Net[®]
RV Technical & Roadside Assistance



Learn More
Scan this barcode using a QR Reader on your smart phone to learn more about Forest River.



A Berkshire Hathaway company.



WWW.FORESTRIVERINC.COM

YOUR CHEROKEE DEALER

All information contained in this brochure is believed to be accurate at the time of publication. However, during the model year, it may be necessary to make revisions and Forest River, Inc., reserves the right to make all such changes without notice, including prices, colors, materials, equipment and specifications as well as the addition of new models and the discontinuance of models shown in this brochure. Therefore, please consult with your Forest River, Inc., dealer and confirm the existence of any materials, design or specifications that are material to your purchase decision. Litho. U.S.A. FOR 1496 P/W: 2018.01.10

Specification Definitions

GVWR (Gross Vehicle Weight Rating) - is the maximum permissible weight of the unit when fully loaded. It includes all weights, inclusive of all fluids, cargo, optional equipment and accessories. For safety and product performance do NOT exceed the GVWR.

GAWR (Gross Axle Weight Rating) - is the maximum permissible weight, including cargo, fluids, optional equipment and accessories that can be safely supported by a combination of all axles.

UVW (Unloaded Vehicle Weight)* - is the typical weight of the unit as manufactured at the factory. It includes all weight at the unit's axle(s) and tongue or pin and LP Gas. The UVW does not include cargo, fresh potable water, additional optional equipment or dealer installed accessories.

*Estimated average based on standard build optional equipment.

CCC (Cargo Carrying Capacity)** - is the amount of weight available for fresh potable water, cargo, additional optional equipment and accessories. CCC is equal to GVWR minus UVW. Available CCC should accommodate fresh potable water

(8.3 lbs per gallon). Before filling the fresh water tank, empty the black and gray tanks to provide for more cargo capacity.

** Estimated average based on standard build optional equipment

Each Forest River RV is weighed at the manufacturing facility prior to shipping. A label identifying the unloaded vehicle weight of the actual unit and the cargo carrying capacity is applied to every Forest River RV prior to leaving our facilities.

The load capacity of your unit is designated by weight, not by volume, so you cannot necessarily use all available space when loading your unit.