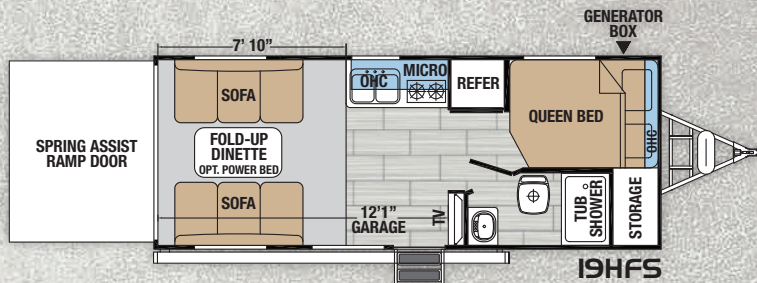
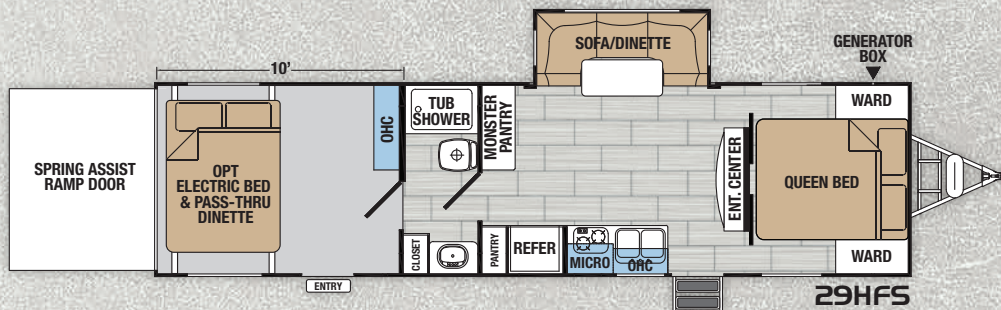
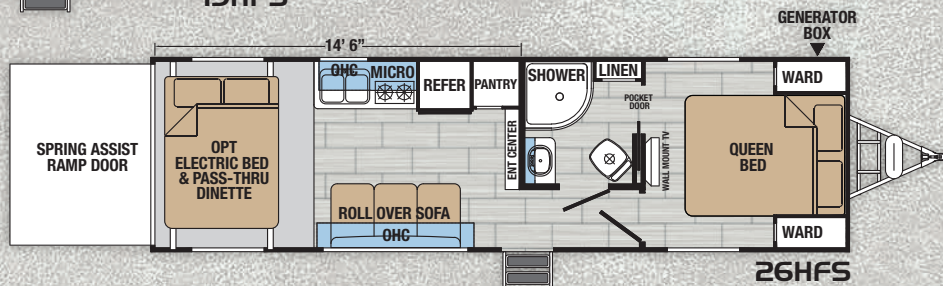


XLR TOY HAULERS

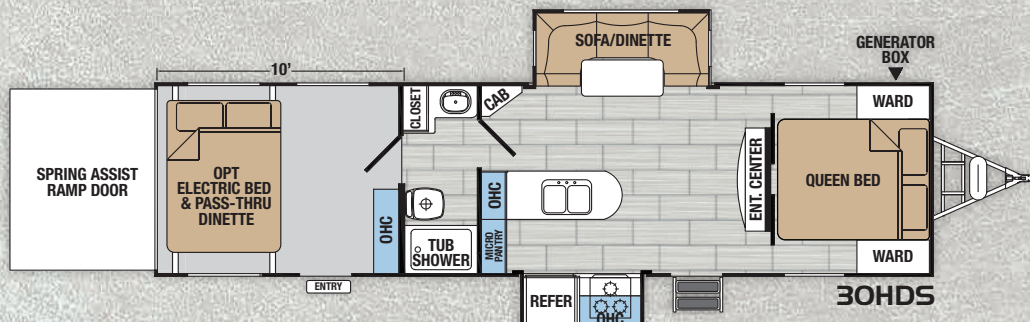
HYPER LITE



**HALF-TON
TOWABLE**



Available on
29HFS & 30HDS





HYPER LITE

STANDARDS & OPTIONS

DÉCOR

- Linen ■ Mica ■ Gunmetal

EXTERIOR VALUE PACKAGE

- Aluminum Framed Laminated Sidewalls
- 96" Wide Construction
- Powder Coated Steel I-Beam Chassis
- Enclosed Underbelly
- One Piece Rubber Roof
- Full Walk-on Roof
- Rain Gutter Drip Spouts
- LED Exterior Lighting
- Radial Tires with Nitrofill™
- Satellite Prep
- Reverse Activated Rear LED Lights
- Sewer Hose Storage on Frame
- Hot and Cold Spray Port

INTERIOR VALUE PACKAGE

- Shaker Style Cabinetry
- Brushed Nickel Hardware
- Night Shades
- Rear Cargo Entry Door
- 5,000# Steel Reinforced Tie Downs
- High Rise Kitchen Faucet
- Rounded Shower Rod and Designer Curtain
- Speaker Selector Switches
- Premium Fabric Décor
- Ducted A/C and Heat Throughout
- AM/FM/USB Bluetooth Stereo
- 12V Battery Disconnect
- Rubberized Cargo Flooring
- Bedroom USB Charging Station

2018 KICK START PACKAGE

(Mandatory)

- 13.5K Ducted A/C
- Spare Tire
- Black Diamond Plate
- Two-tone Diamond White and Aztec Grey Fiberglass Upgrade
- Premium Graphics
- Beauflor® Tile Pattern Flooring
- Enclosed Generator Storage
- Aluminum Wheels
- LED Accent Interior Lighting
- Black Tank Flush
- Solar Charger Input
- Exterior TV Bracket
- Hid-N-Screen
- 35K BTU Furnace (Most models)
- Radiant Roof/Floor/Slide Out Floor/Front Insulation
- Shaker Style Passage Doors
- Wainscoting in Garage

2018 ADRENALINE PACKAGE

(Mandatory)

- Neo Blue Light Under Entry Steps
- Hidden Hinges on Cabinets

- Stainless Steel Appliances
- Rear Vision Camera Pre-wire
- Key Alike - Single Key Lock System
- Neo-Blue Exterior Marine Grade Speakers
- MaxxAir Power Roof Vent in Bathroom
- MORryde CRE Suspension Enhancement
- Upgraded Electric Awning with LED Lighting
- Upgraded Main Entry Step
- Main Entry Door Friction Hinge with Window and Upgraded Auto Close Screen Door

OPTIONAL EQUIPMENT

- Extreme Weather Pkg (Dual Pane Windows, 12V Heated Tanks)
- Off The Grid Prep (Gen Prep and Mobile Fuel Station)
- Off The Grid Pkg (4.0 Onan Gen, Gen Prep, Mobile Fuel Station)
- Smart Power Tongue Jack
- Tuson Electronic Sway Control
- 32" Flat Screen TV
- Convection Microwave
- 15K BTU A/C IPO 13.5K
- MaxxAir Power Roof Vent IPO 12V Fan
- Power Recliner Sofa with USB Chargers plus (2) Pillows
- Single Electric Bed
- Max Clearance Pass Thru Dinette
- Electric Bed with Max Clearance Pass Thru Dinette
- Screen Wall/Tent Wall IPO Hid-N-Screen
- VIP Party Deck (No Awning)

MODEL	19HFS	26HFS	29HFS	30HDS
Hitch Weight	1226	915	1124	1314
UVW	5272	6817	7282	7669
Cargo Capacity	2528	2900	2642	2445
Exterior Length	25'	32' 11"	35' 1"	36' 1"
Exterior Height	11' 2"	11' 2"	11' 2"	11' 2"
Exterior Width	96"	96"	96"	96"
Fresh Water	54	54	54	54
Grey Water	32	60	63	33
Black Water	32	30	32	32

GVWR (Gross Vehicle Weight Rating) - is the maximum permissible weight of the unit when fully loaded. It includes all weights, inclusive of all fluids, cargo, optional equipment and accessories. For safety and product performance do NOT exceed the GVWR.

GAWR (Gross Axle Weight Rating) - is the maximum permissible weight, including cargo, fluids, optional equipment and accessories that can be safely supported by a combination of all axles.

UVW (Unloaded Vehicle Weight)* - is the typical weight of the unit as manufactured at the factory. It includes all weight at the unit's axle(s) and tongue or pin and LP Gas. The UVW does not include cargo, fresh potable water, additional optional equipment or dealer installed accessories.

*Estimated Average based on standard build optional equipment.

CCC (Cargo Carrying Capacity)** - is the amount of weight available for fresh potable water, cargo, additional optional equipment and accessories. CCC is equal to GVWR minus UVW. Available CCC should accommodate fresh potable water (8.3 lbs per gallon). Before filling the fresh water tank, empty the black and gray tanks to provide for more cargo capacity.

**Estimated average based on standard build optional equipment

Each Forest River RV is weighed at the manufacturing facility prior to shipping. A label identifying the unloaded vehicle weight of the actual unit and the cargo carrying capacity is applied to every Forest River RV prior to leaving our facilities. The load capacity of your unit is designated by weight, not by volume, so you cannot necessarily use all available space when loading your unit.

XLR Hyper Lite by Forest River

2421 Century Drive ■ Goshen, IN 46528 ■ E-mail: XLInfo@forestriverinc.com

Phone: 574-642-0438 ■ www.forestriverinc.com/XLR

www.forestriveraccessories.com ■ #XLRtoyhaulers



Learn More
Scan this barcode using a QR Reader on your smart phone to learn more about Forest River.



Actual towing capacity is dependent on your particular loading and towing circumstances, which includes GVWR, GAWR and GCWR, as well as adequate trailer brakes. Please refer to the Owners Manual of your vehicle for further information. All information contained in this brochure is believed to be accurate at the time of publication. However, during the model year, it may be necessary to make revisions and Forest River, Inc., reserves the right to make all such changes without notice, including prices, colors, materials, equipment and specifications as well as the addition of new models and the discontinuance of models shown in this brochure. Therefore, please consult with your Forest River dealer and confirm the existence of any materials, design or specifications that are material to your purchase decision. ©2017 XLR, a Division of Forest River, Inc., a Berkshire Hathaway company. All Rights Reserved. 3/18