

SALEM
BY FOREST RIVER

SALEM
CRUISE
LITE





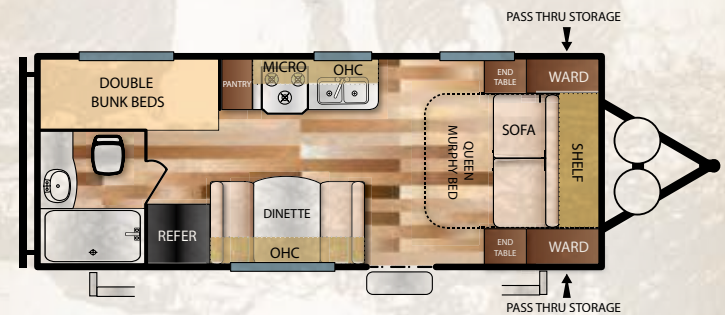


CRUISE LITE
201BHXL

FAMILY FRIENDLY TOWABLE COACH

FUNCTIONAL
MURPHY BED

THIS IS YOUR TIME. With an optional power package and remote control that will make this one of the easiest coaches to set up and break down, why not spend that time enjoying life and making memories? Get outside, take that hike, create fond memories with your family. When you do finally get back to the trailer, unwind in style for a fraction of the cost of competitor's coaches.





CRUISE LITE

INTERIOR FEATURES

INTERIOR SHOWN IN LEATHER

- A.** Recessed Glass Cooktop (Provides Extra Counter Space)
- B.** Wood Plank Linoleum - Scratch, Tear, and Cold-Resistant Flooring.
- C.** Shoe Nook (Some Models)
- D.** "High Definition" Countertops
- E.** Extra Large Cabinets with Base Shelf and Glass Inserts
- F.** Radius Entry Door
- G.** Ducted Heat. (Per Floorplan)
- H.** Decorative Wood Blinds

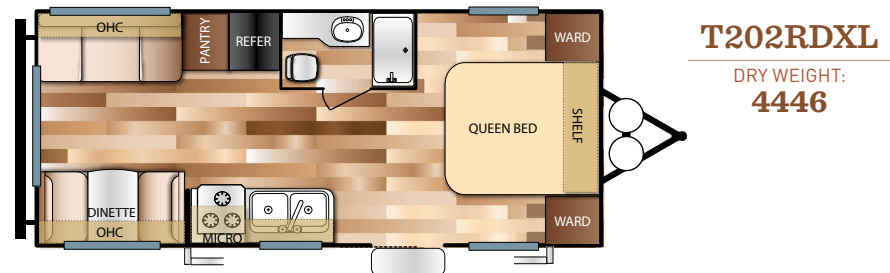
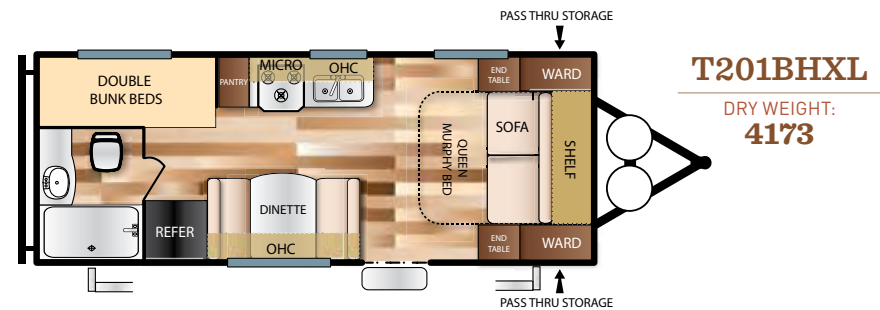
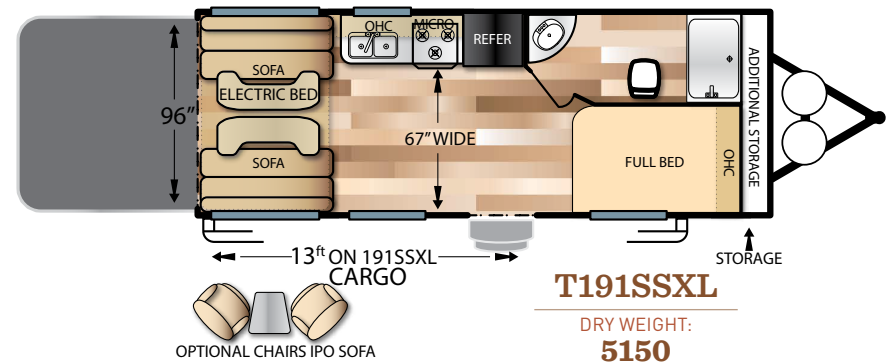
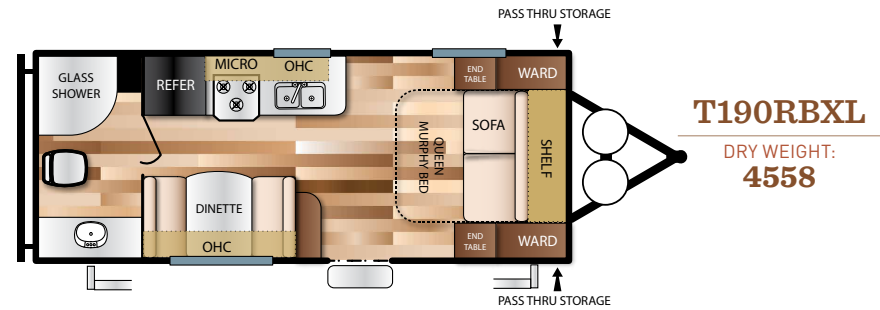
STANDARD FEATURES

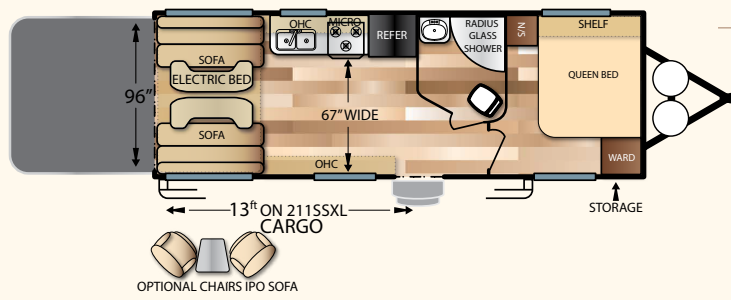
Microwave
 Awning
 6 Gal. Gas DSI Water Heater
 Digital TV Antenna w/ Booster
 E - Z Lube Axles w/ Radial Tires
 Aerodynamic Front Profile
 Decorative Molding
 78" Ceilings
 Glass Kitchen Cabinet Inserts
 56 Gal. Fresh Water Capacity
 13.5 BTU Air Conditioner
 2 Exterior Speakers
 Two Tone Wood Grains
 3 Burner Cook Top
 Radio w/ CD Player
 2 - 20# LP Bottles w/ Cover
 Water Heater By-Pass
 Pass Thru Storage (per floor plan)
 Full Extension Ball Bearing Drawer Guides
 Radius Entry Door
 Radial Glass Shower Door (190RB, 211SS, 231RK, 241QB, 251SS, 254RL, & 272RB Only)
 Outside Kitchen (272RB)

POPULAR OPTIONS

Recessed Glass Cooktop
 Double Door Refer IPO Single Door
 Ducted AC (Available on slide models only)
 Range with Oven IPO Cook Top
 Spare Tire & Carrier
 Stabilizer Jacks (2 Rear)
 Stabilizer Jacks TT (set of 4)
 Outside Kitchen (OPT 282QB)
 Sky Light Over Tub
 Cable/Satellite TV Ready
 Black Tank Flush
 30# LPG Bottles
 15K BTU Air Conditioner W/ Quick Cool
 200W Solar Panel w/Regulator
 Climate Package A (Foil Ins & 12V Heat Strips, R-38 Rated Roof and Floor)
 Foot Flush Toilet (Required)
 Outside Shower
 Battery Disconnect
 Decorative Wood Blinds

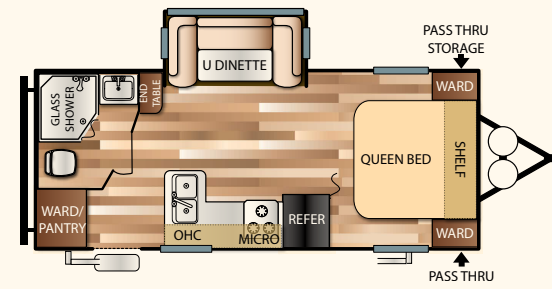
REST ASSURED, YOUR COACH IS BUILT WITH PRIDE AND INTEGRITY BY OUR DEDICATED TEAM OF CRAFTSMAN.





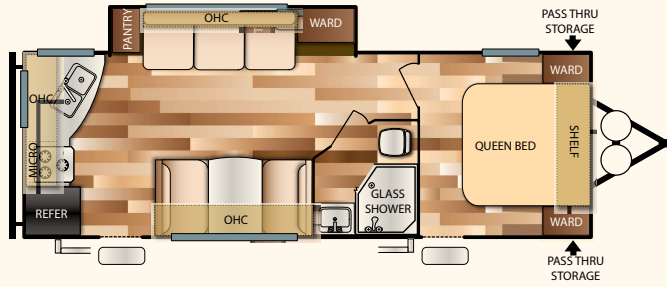
T211SSXL

DRY WEIGHT:
5284



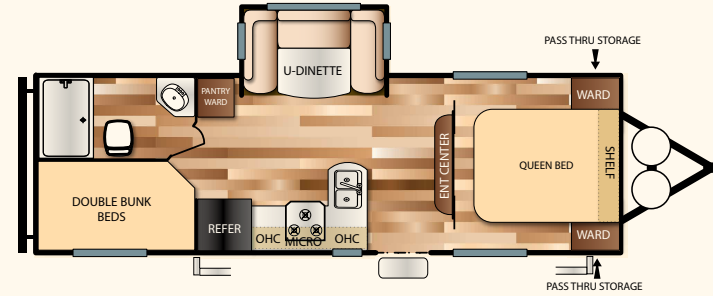
T210RBXL

DRY WEIGHT:
4772



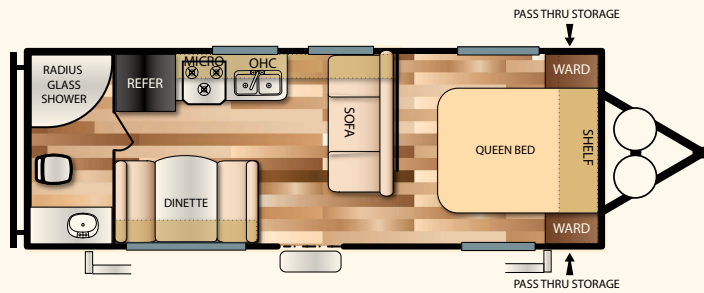
T231RKXL

DRY WEIGHT:
4473



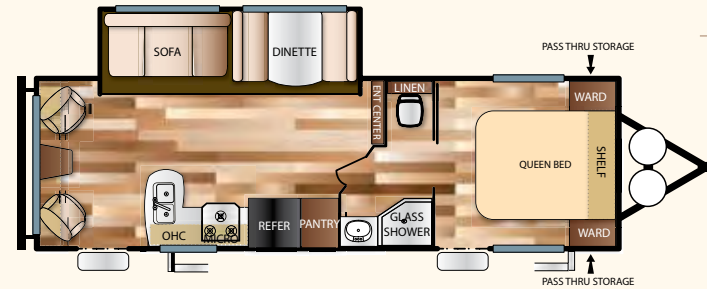
T241BHXL

DRY WEIGHT:
5165



T241QBXL

DRY WEIGHT:
4198



T254RLXL

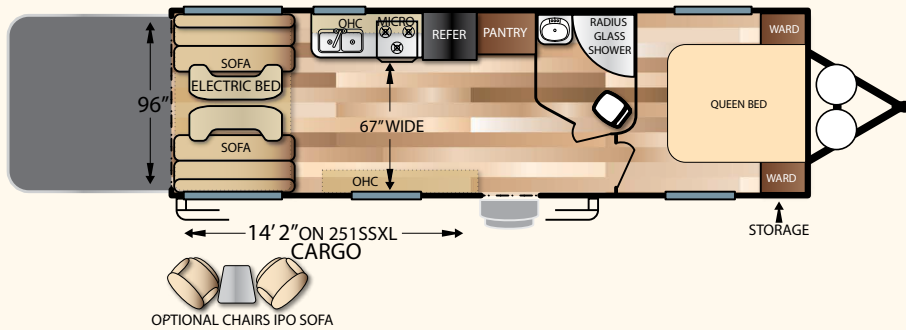
DRY WEIGHT:
6063

Cruise Lite Travel Trailers

	190RBXL	191SSXL	202RXL	201BHXL	210RBXL	211SSXL	231RKXL	241BHXL	241QBXL	251SSXL	254RLXL	261BHXL	263BHXL	272RBXL	273QBXL	282QBXL
HITCH WEIGHT	570 LBS	710 LBS	552 LBS.	465 LBS	540 LBS.	890 LBS	433 LBS	595 LBS.	492 LBS	835 LBS	685 LBS	434 LBS	635 LBS	690 LBS	760 LBS	705 LBS
UVW	4558 LBS	5,150 LBS	4446 LBS.	4173 LBS	4772 LBS	5284 LBS	4473 LBS	5165 LBS	4198 LBS	5721 LBS	6063 LBS	4314 LBS	5893 LBS	5998 LBS	6118 LBS	6457 LBS
GVWR	7570 LBS	8,710 LBS	7552 LBS.	7465 LBS	7540 LBS.	8890 LBS	7470 LBS	7595 LBS.	7492 LBS	8835 LBS	7685 LBS	7434 LBS	7635 LBS	7690 LBS	7760 LBS	7705 LBS
CCC	3012 LBS	3,522 LBS	3068 LBS.	3292 LBS	2780 LBS.	3606 LBS	2997 LBS	2392 LBS.	3294 LBS	3114 LBS	1622 LBS	3120 LBS	1742 LBS	1692 LBS	1642 LBS	1248 LBS
EXT LENGTH	22' 8"	25' 9"	25' 10"	23' 8"	23' 8"	27' 5"	27' 11"	28' 3"	26' 4"	29' 5"	30' 11"	29' 1"	31' 8"	30' 10"	33' 1"	32' 10"
EXT HEIGHT	10' 6"	11' 10"	10' 3"	10' 6"	10' 9"	11' 10"	10' 3"	10' 9"	10' 3"	11' 10"	10' 9"	10' 3"	10' 9"	10' 9"	10' 9"	10' 9"
EXT WIDTH	96"	96"	96"	96"	96"	96"	96"	96"	96"	96"	96"	96"	96"	96"	96"	96"
FRESH WATER	56 GAL	56 GAL	56 GAL.	56 GAL	56 GAL	56 GAL	56 GAL	56 GAL	56 GAL	56 GAL	56 GAL	56 GAL	56 GAL	56 GAL	56 GAL	56 GAL
GRAY WATER	30 GAL	40 GAL	30 GAL	30 GAL	30 GAL	30 GAL	30 GAL	35 GAL	28 GAL	30 GAL	30 GAL	28 GAL	65 GAL	28 GAL	28 GAL	28 GAL
BLACK WATER	30 GAL	30 GAL	22 GAL	30 GAL	28 GAL	30 GAL	30 GAL	30 GAL	30 GAL	35 GAL	28 GAL	30 GAL	30 GAL	30 GAL	30 GAL	30 GAL
AWNING SIZE	12 FT	16 FT	14 FT	14 FT	14 FT	18 FT	16 FT	16 FT	16 FT	18 FT	16 FT	14 FT	16 FT	16 FT	18 FT	16 FT

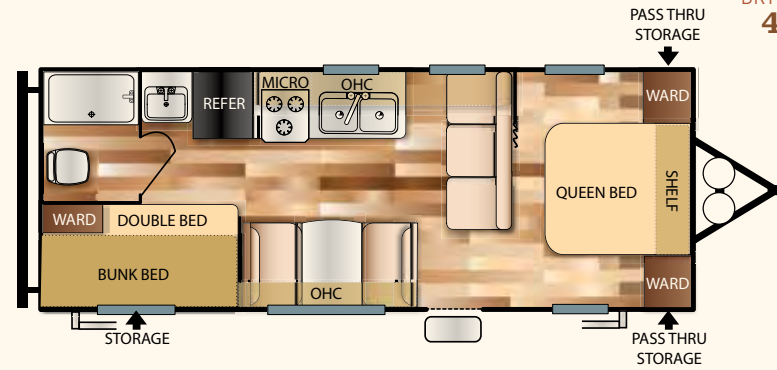
T251SSXL

DRY WEIGHT:
5721



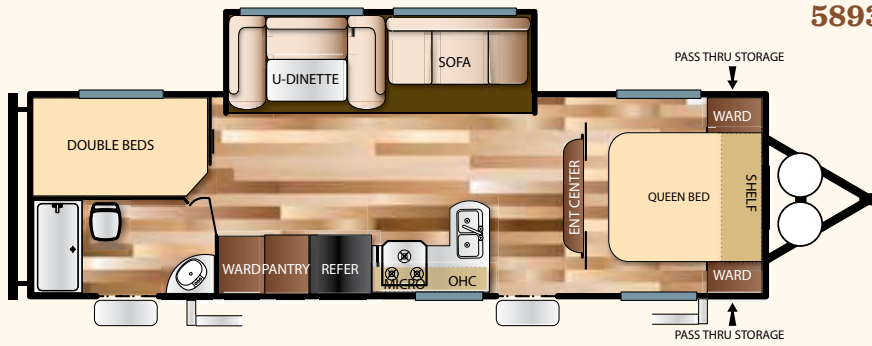
T261BHXL

DRY WEIGHT:
4314



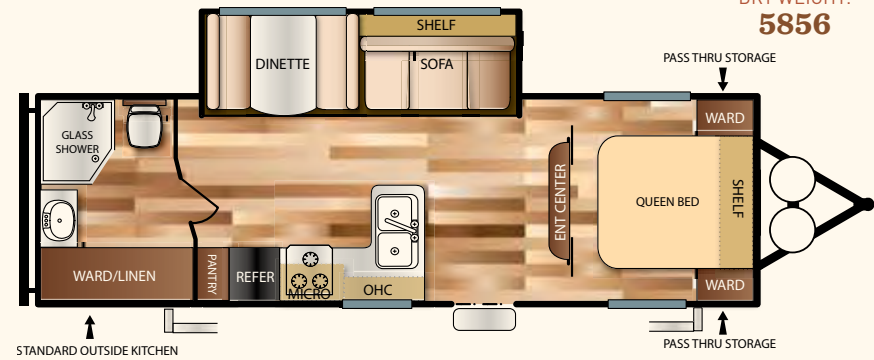
T263BHXL

DRY WEIGHT:
5893



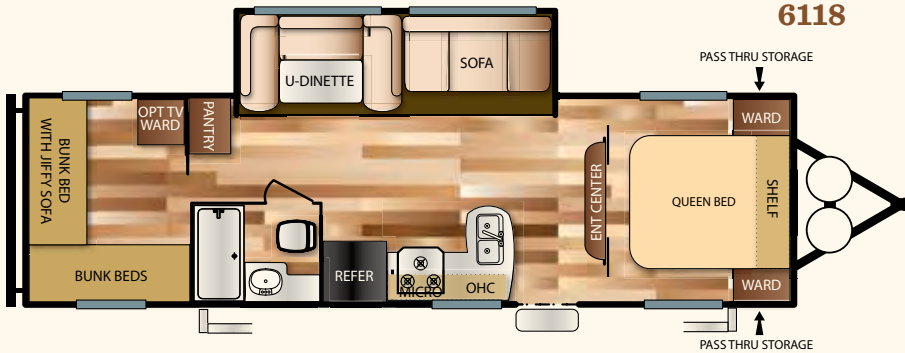
T272RBXL

DRY WEIGHT:
5856



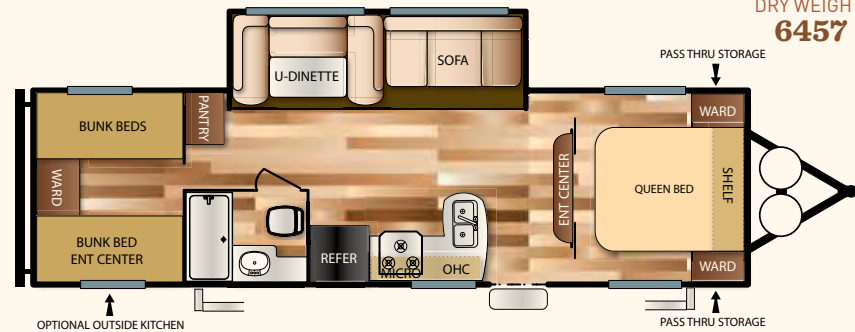
T273QBXL

DRY WEIGHT:
6118



T282QBXL

DRY WEIGHT:
6457







SALEM

27RKSS

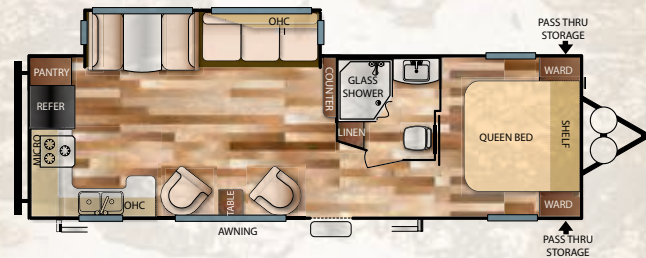
FAMILY FRIENDLY TOWABLE UNIT

EXTRA LARGE REAR KITCHEN

TOWABLE COMFORT FOR YOUR FAMILY

Salem provides spacious, convenient floorplans, even when you need light weight towability for any size family!

PREMIUM STANDARDS. Enjoy plenty of counter and cooking space with the extra large rear kitchen, without losing family space.

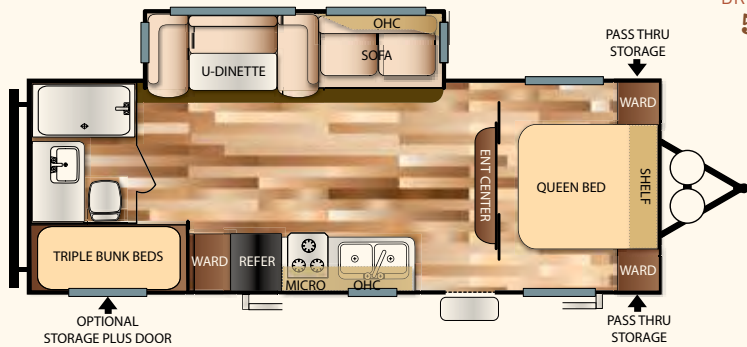


Hey Mom and Dad! So, it's our first camping adventure in our new 27RKSS. Debbie and Suzy really loved it! We hiked and fished and I don't think they slept the whole time! You wouldn't believe the power options on this trailer! Made life easy, and the glow of the LED awning light at night was really nice. Love you and see you soon!

Bill and Jamie

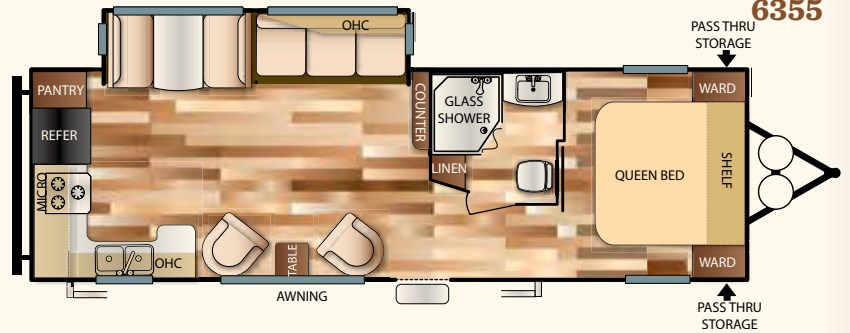
T26TBUD

DRY WEIGHT:
5730



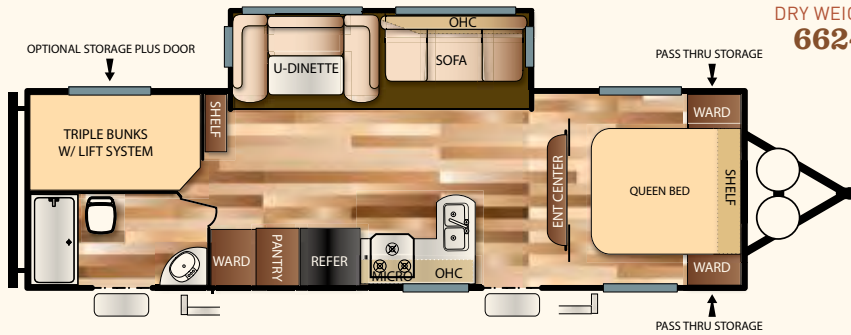
T27RKSS

DRY WEIGHT:
6355



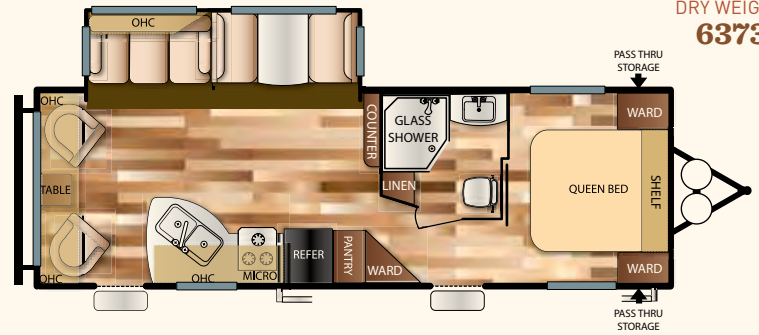
T27TDSS

DRY WEIGHT:
6624



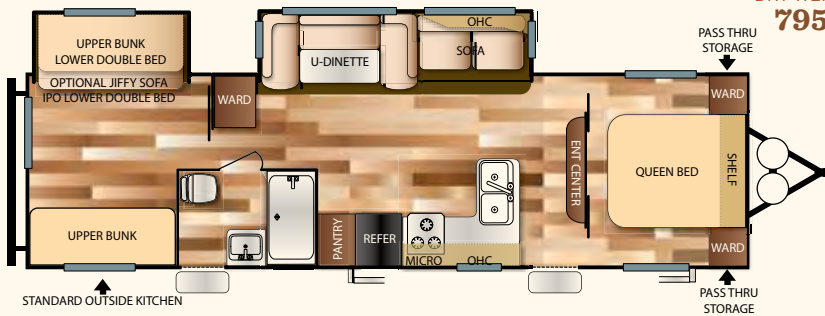
T27RLSS

DRY WEIGHT:
6373



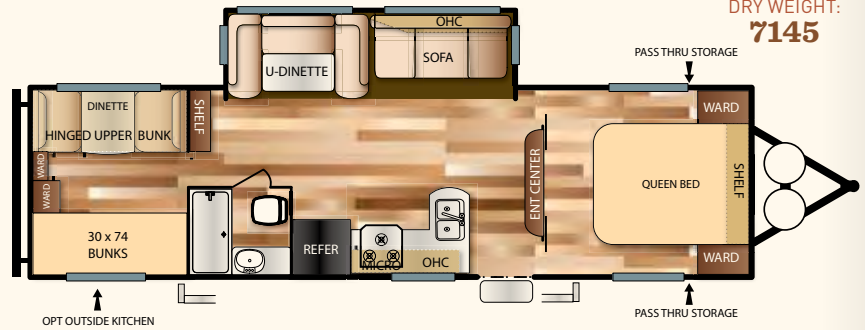
T32BHDS

DRY WEIGHT:
7955



T30QBSS

DRY WEIGHT:
7145



Salem Standards & Options

STANDARD FEATURES

Glass Kitchen Cabinet Inserts
Aerodynamic Smooth Aluminum Front Profile
Colored Metal Scheme
Water Heater Bypass
Larger Kitchen Overhead Cabinets w/ Shelf
Larger Counter Tops (Per FP)
High Efficiency 13.5 BTU Ducted Air Conditioner W/ Quick Cool
6 Gal. Gas/Elec DSI Water Heater
U Shaped Dinette in Bunk Models
Extra Large Entertainment Center
High Rise Faucet
Upgraded Slide Fascia
High Definition Counter Tops
Oversized Pass Thru Baggage Door
Solid Privacy Doors to Master Bedroom
Silverware Drawer
Bed Spread
Self Edge Countertops
Self Adjusting Brakes
Wood Plank Lino Flooring
56 Gal. Fresh Water Capacity
E - Z Lube Axles
Full Extension Ball Bearing Drawer Guides

Central Switch Command Center
Radius Entry Door
Pot & Pan Drawer Under One Dinette Seat
(2) Outside Speakers
Vinyl Tub Surround (VBS)
Drawer Under Jiffy Sofa On Ball Bearing Glides (per floorplan)
XL Grab Handle
Heated & Fully Enclosed Underbelly
Neo Angle Shower w/ Glass Door (27RK, & 27RL Only)
Outside Kitchen (32BHDS)

POPULAR OPTIONS

Stabilizer Jacks (set of 2 in rear)
Stabilizer Jacks (set of 4)
30# LP Bottles
Spare Tire & Carrier
Skylight Over Tub
Cable / Satellite TV Ready (Living Room)
Tub Surround
15K BTU Ducted Air Conditioner W/ Quick Cool
Jiffy Sofa w/ Flip Down Armrest ipo Lower Bunk (32BHDS)
Storage Plus Door (26TBUD, 27TDSS)

Roof Ladder
Outside Shower
Foot Flush Toilet (Required)
Stainless Steel Appearance Appliances
Battery Disconnect
Black Tank Flush
200W Solar Panel w/Regulator
Climate Package (R-38 Rated Foil Insulation. Roof & Floor)
Power Awning w/ Adjustable Legs & LED Awning Light Strip
Night Shades (Living Room)
6 Gal Quick Recovery Gas/Electric Water Heater
DVD, MP3, CD, FM Stereo
Decorative Curtain Rods (Living Room)
Power Tongue Jack
Power Stab Jacks
Push Button Remote (slide, jacks, awning, light)
Outside Kitchen (30QBSS)

Contact your Salem dealer for a complete list of options.

Salem Specifications

	T26TBUD	T27RKSS	T27RLSS	T27TDSS	T30QBSS	T32BHDS
HITCH WEIGHT	815 LBS.	720 LBS.	650 LBS.	805 LBS.	817 LBS.	859 LBS.
UVW	5730 LBS.	6355 LBS.	6373 LBS.	6624 LBS.	7145 LBS.	7955 LBS.
GVWR	7815 LBS.	7720 LBS.	7650 LBS.	9980 LBS.	9999 LBS.	11019 LBS.
CCC	2085 LBS.	1365 LBS.	1277 LBS.	3356 LBS.	2854 LBS.	3064 LBS.
EXTERIOR LENGTH	28' 8"	33' 3"	32' 2"	32' 0"	33' 10"	35' 8"
EXTERIOR HEIGHT	11' 2"	11' 2"	10' 11"	11' 2"	11' 2"	11' 2"
EXTERIOR WIDTH	96"	96"	96"	96"	96"	96"
FRESH WATER	56 GAL.	56 GAL.	56 GAL.	56 GAL.	56 GAL.	56 GAL.
GRAY WATER	34 GAL.	69 GAL.	69 GAL.	75 GAL.	60 GAL.	66 GAL.
BLACK WATER	32 GAL.	32 GAL.	35 GAL.	40 GAL.	30 GAL.	32 GAL.
AWNING SIZE	16 FT	16 FT	16 FT	16 FT	16 FT	18 FT

FLOORPLAN KEY

OHC	OVERHEAD CABINET
WARD	WARDROBE
MICRO	MICROWAVE
REFER	REFRIGERATOR

FREE MEMBERSHIP to Forest River Owners' Group

www.forestriverfrog.com



The Salem Line-Up



SALEM



SALEM CRUISE LITE

Specification Definitions

GVWR (Gross Vehicle Weight Rating) - is the maximum permissible weight of the unit when fully loaded. It includes all weights, inclusive of all fluids, cargo, optional equipment and accessories. For safety and product performance do NOT exceed the GVWR.

GAWR (Gross Axle Weight Rating) - is the maximum permissible weight, including cargo, fluids, optional equipment and accessories that can be safely supported by a combination of all axles.

UVW (Unloaded Vehicle Weight)* - is the typical weight of the unit as manufactured at the factory. It includes all weight at the unit's axle(s) and tongue or pin and LP Gas. The UVW does not include cargo, fresh potable water, additional optional equipment or dealer installed accessories.

*Estimated average based on standard build optional equipment.

CCC (Cargo Carrying Capacity)** - is the amount of weight available for fresh potable water, cargo, additional optional equipment and accessories. CCC is equal to GVWR minus UVW. Available CCC should accommodate fresh potable water (8.3 lbs per gallon). Before filling the fresh water tank, empty the black and gray tanks to provide for more cargo capacity.

** Estimated average based on standard build optional equipment

Each Forest River RV is weighed at the manufacturing facility prior to shipping. A label identifying the unloaded vehicle weight of the actual unit and the cargo carrying capacity is applied to every Forest River RV prior to leaving our facilities.

The load capacity of your unit is designated by weight, not by volume, so you cannot necessarily use all available space when loading your unit.



Forest River, Inc. encourages our customers to purchase their Forest River products from a local dealership whenever possible for the following reasons:

- 1) Forest River, Inc. dealers are independently owned and operated businesses so priority service and scheduling is at their discretion and is often provided to customers that purchased their unit at that dealership.
- 2) Purchasing locally allows customers to establish meaningful relationships with a dealer, enhancing the RV experience through assistance with product questions, user tips or RV regulations for your state or country, and much more!
- 3) Canadian customers must meet requirements to bring an RV purchased out of the country to their home. These requirements may involve additional inspections and certifications, taxes and fees. Your local Canadian Dealer is a professional at meeting these requirements.
- 4) Scheduling timely warranty repairs and adjustments through a local dealership provides far greater flexibility and convenience to you, the customer!

It is the goal of Forest River, Inc. that all of our RV owners fully enjoy the RV experience and that customer satisfaction meets or exceeds their expectations!



Learn More
Scan this barcode using a QR Reader on your smart phone to learn more about Forest River.



A Berkshire Hathaway company.

YOUR SALEM DEALER

Forest River, Inc. 255 S. Pepper Ave., Rialto, CA 92376
920 W. Mayberry Ave., Hemet, CA 92543
www.forestriverinc.com/Salem | www.forestriveraccessories.com

24/7 EMERGENCY ROADSIDE ASSISTANCE

For a worry-free ownership experience Forest River includes one year of Coach-Net RV Technical & Roadside Assistance with each RV purchase. Whether new to the RV lifestyle or an experienced RV enthusiast, Forest River owners have 24/7 access to technical, operational and emergency road service coverage throughout the US & Canada. Coach-Net's fast, dependable service is just a phone call away.

Coach-Net®

RV Technical & Roadside Assistance

All illustrations and specifications contained in this literature are based on the latest product information at time of publication. Forest River reserves the right to make changes in prices, colors, materials, equipment and specifications at anytime without notice and assumes no responsibility for any error in this literature. All trailers are shipped F.O.B. Goshen, Indiana.
CONSULT YOUR LOCAL DEALER FOR WARRANTY INFORMATION. LITHO: U.S.A. FOR 1233 P & W: 2015.07.02