



FOREST RIVER

# VIBE



FOREST RIVER  
**VIBE**



A large, bold, black letter 'V' is positioned at the top left of the page, partially overlapping the background image of a forested mountain range under a sunset sky.

## VALUE

---

- **NXG USA STEEL FRAME**
  - 5 TIMES STRONGER THAN WELDED
- **VACUUM BONDED WALLS AND SLIDEOUT ROOMS, and 2" LAMINATED FLOORING**
- **SUPERFLEX ROOF (THERMOPLASTIC POLYOLEFIN) WALKABLE, LOW MAINTENANCE, LIGHTWEIGHT, EXCELLENT UV PROTECTION. MOLD, ALGAE AND FUNGUS RESISTANT.**
  - 12 YEAR WARRANTY

A large, bold, black letter 'I' is positioned at the top right of the page, partially overlapping the background image of a forested mountain range under a sunset sky.

## INNOVATIVE DESIGN

---

- **AERODYNAMIC PAINTED FIBERGLASS FRONT CAP**
- **ENCLOSED PROPANE TANKS AND BATTERIES**
- **LED LIGHTING**
  - UNDER AWNING
  - THROUGHOUT UNIT
  - UNDER COUNTERTOPS
  - EXTERIOR SPEAKERS
  - LED GROUND EFFECT LIGHTING

# B

## **BEST IN CLASS FEATURES**

- **WHIRLPOOL® 10.7 CUBIC FOOT RESIDENTIAL REFRIGERATOR**
- **STAINLESS STEEL APPLIANCE PACKAGE**
  - REFRIGERATOR
  - MICROWAVE
  - 3 BURNER RANGE/ 22" OVEN
- **WALK AROUND QUEEN BEDS**
- **HARDWOOD PRIVACY DOORS**
- **LARGE POT AND PAN DRAWERS UNDER DINETTE**
- **HEATED AND ENCLOSED UNDERBELLY**
- **82" BARRELED CEILING**

# E

## **EASE and CONVENIENCE**

- **REMOTE CONTROL SETUP**
  - POWER STAB JACKS FRONT AND REAR
  - POWER TONGUE JACK
  - LED AWNING LIGHT
- **WIDE STANCE AXLES**
- **POWER AWNING**
- **SMOOTH EXTERIOR SIDEWALLS**
  - EASY MAINTENANCE
  - DURABILITY
- **LAUNDRY CHUTE**
  - DIRECTLY TO PASS THRU
- **BLACK TANK FLUSH**



268RKS Back to Front View | Marble Decor



268RKS Front to Back View | Marble Decor

# WELCOME TO **VIBE**

**AT VIBE WE ARE DEDICATED TO BRINGING YOU THE BEST CAMPING EXPERIENCE POSSIBLE. EACH UNIT IS DESIGNED WITH COMFORT AND CONVENIENCE IN MIND. WE OFFER FLOORPLANS FOR FAMILIES AND COUPLES ALIKE, AND OUTFIT THEM WITH HIGH END FINISHES PREVIOUSLY ONLY OFFERED ON UNITS AT MUCH HIGHER PRICE POINTS. TAKE A LOOK AT WHAT WE HAVE TO OFFER AND YOU WILL DEFINITELY FEEL THE VIBE!**



268RKS Bathroom

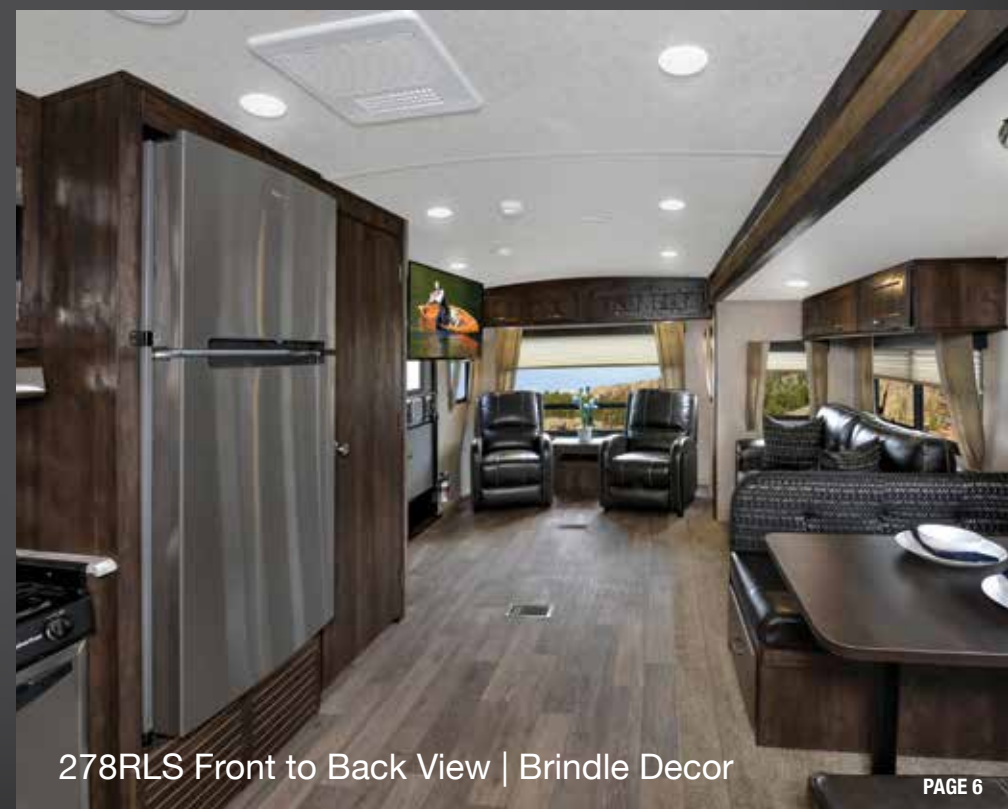




278RLS Kitchen Area



278RLS Bedroom



278RLS Front to Back View | Brindle Decor



288RLS Front to Back View | Brindle Decor

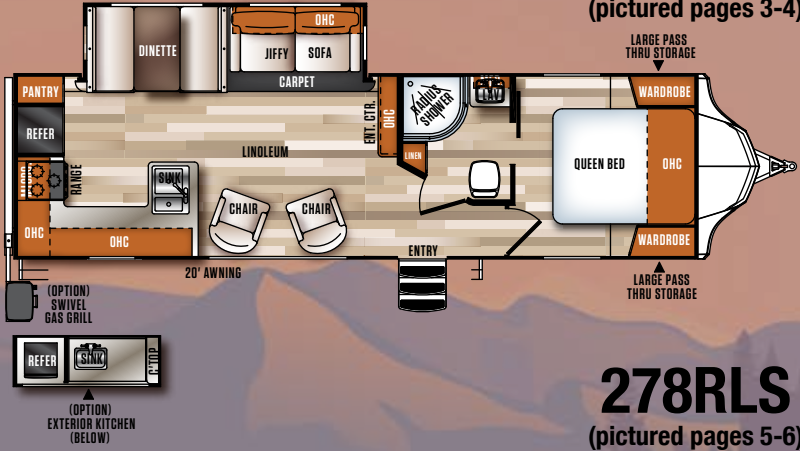




# NON-BUNK MODELS

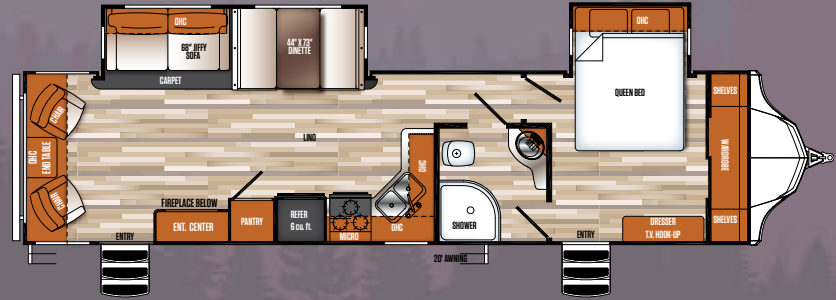
## 268RKS

(pictured pages 3-4)



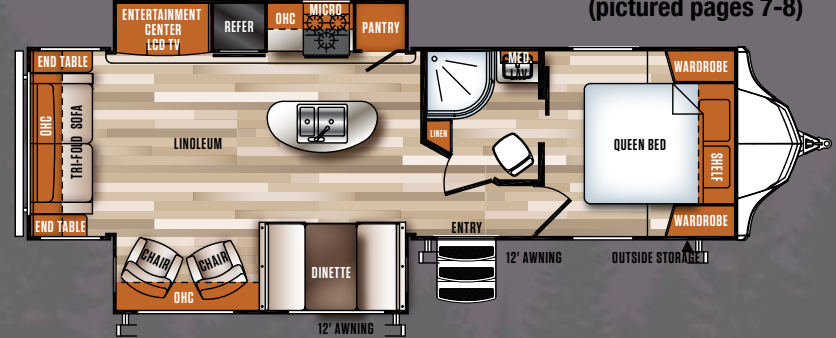
## 278RLS

(pictured pages 5-6)



## 288RLS

(pictured pages 7-8)







307BHS Front to Back View | Marble Decor



313BHS Bunkroom

# BUNKHOUSE MODELS

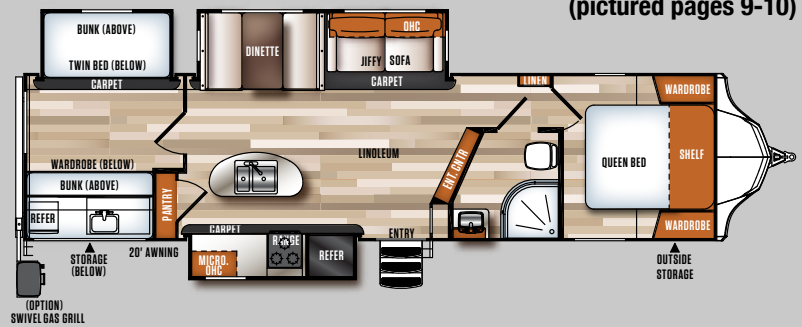
**284BHS**  
(pictured page 11)



**307BHS**  
(pictured page 10)



**313BHS**  
(pictured pages 9-10)





284BHS Front to Back View | Marble Decor



284BHS Bedroom



284BHS Back to Front View | Marble Decor



284BHS Entertainment and Bunk Area



323QBS Back to Front View | Brindle Decor

# BUNKHOUSE MODELS

## CONTINUED

### 323BHS (pictured page 12)

The floor plan diagram for the 323BHS model includes the following features and labels:

- Front (Left):** (OPTION) SWIVEL GAS GRILL, WARD, EC ABOVE, WARD, DRESSER BELOW, HINGED TWIN BED BELOW, TWIN BED ABOVE, REFER, OHC, SINK.
- Front (Right):** VIBE CUBE, VIBE CUBE, BUNK ABOVE, ADJ. SHELVES, U-DINETTE, OHC, JIFFY SOFA CARPET, LINOLEUM, WARDROBE.
- Middle:** LINOLEUM, TUB, REFER, RANGE, MICRO, OHC, ENTRY, 18' AWNING.
- Rear (Right):** LINOLEUM, WARDROBE, SHELF, QUEEN BED, WARDROBE, OUTSIDE STORAGE.

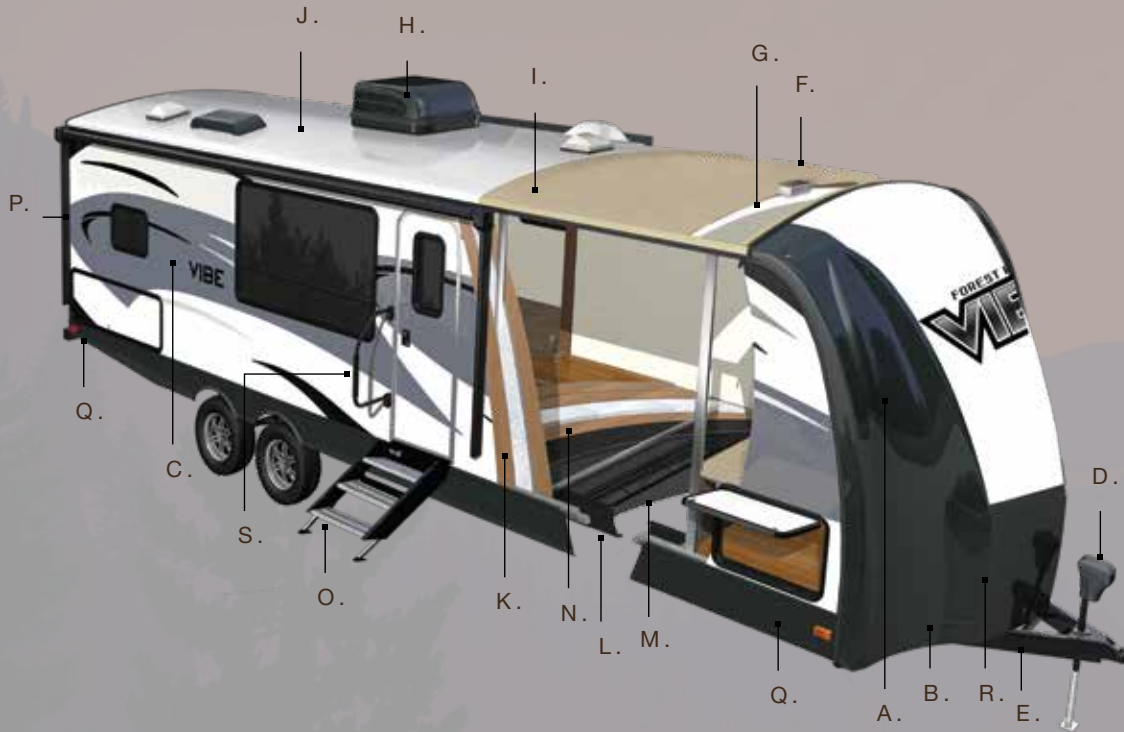


323QBS Front to Back View | Brindle Decor



323QBS Bunkroom

# CONSTRUCTION AND FEATURES



- A.** High gloss, fiberglass painted front cap
- B.** Sprayed-on heavy duty stone guard
- C.** Tri-tone exterior fiberglass
- D.** Electric tongue jack
- E.** Dual battery tray
- F.** Engineered crowned roof rafters
- G.** R-14 insulated ceiling
- H.** 13.5 BTU high output air conditioning with insulated ducts
- I.** 3/8" roof decking (full walk-on roof)
- J.** One piece seamless super flex roof
- K.** R-8 laminated vacuum-bonded aluminum framed sidewalls
- L.** Light weight powder-coated steel frame
- M.** Enclosed underbelly
- N.** R-11 insulated aluminum framed laminated floor
- O.** Solid aluminum triple entry steps
- P.** Laminated rear wall
- Q.** Power front/rear stabilizing jacks
- R.** Enclosed 20 Lbs. LP tanks
- S.** XL grab handle



LED AWNING LIGHT



ALUMINUM ENTRY STEPS



REMOTE WITH WALL HOLSTER



LED GROUND EFFECT LIGHTING



RESIDENTIAL WINDOW TREATMENTS



10.7 CU. FT. WHIRLPOOL RESIDENTIAL REFER w/ 1000 WATT INVERTER



POWER TONGUE JACK



HIGH RISE FAUCET



POWER STAB JACKS



DENVER MATTRESS



LARGEST OVEN IN ITS CLASS

# STANDARDS AND OPTIONS

## EXTERIOR STANDARD FEATURES

- HYPER LYTE CONSTRUCTION - AMAZINGLY LIGHT!!
- TRI-TONE GEL COAT FIBERGLASS W/ UPGRADED GRAPHICS PACKAGE
- VACUUM BONDED "ALUMA FRAME" SIDE WALLS AND 2" LAMINATED FLOOR
- AERODYNAMIC PAINTED FIBERGLASS FRONT CAP W/SPRAY ON ROCK GUARD
- DUCTED 13.5 BTU AIR CONDITIONING
- HIGH EFFICIENCY A/C COOLING SYSTEM (LARGER DUCT WORK)
- CABLE & SATELLITE PREP
- DIGITAL TV ANTENNA W/ BOOSTER
- EXTRA LARGE, ALUMINUM FRAMED, PASS THRU STORAGE
- ONE TOUCH ELECTRIC AWNING
- LED GROUND EFFECT LIGHTING
- LED LIGHTED EXTERIOR SPEAKERS (2)
- XL GRAB HANDLE
- COACH-NET ROADSIDE ASSISTANCE
- RADIAL TIRES FILLED W/ NITROGEN
- HEATED AND ENCLOSED UNDERBELLY
- STABILIZER JACKS
- 2- 20# LP BOTTLES
- 30" FRICTION HINGE ENTRY DOOR



Available on:  
307BHS, 313BHS, 323QBS



Available on:  
268RKS, 284BHS

## INTERIOR STANDARD FEATURES

- REEDED GLASS IN KITCHEN CABINETS
- 3-BURNER COOK TOP W/ STAINLESS STEEL 22" OVEN
- LARGE DOUBLE BOWL KITCHEN SINK
- DOMETIC DOUBLE DOOR 6 cu. ft. GAS/ELECTRIC REFRIGERATOR W/ STAINLESS FRONT
- 6 GAL. G/E DSI WATER HEATER
- DOMETIC PEDAL FLUSH TOILET
- SOLID SURFACE KITCHEN COUNTERTOPS
- DELUXE WOOD BOOTH TABLE TOP
- CATHEDRAL (BARRELED) CEILING
- HARD DOORS TO BEDROOMS FOR PRIVACY (NOT CURTAINS)
- DECORATIVE KITCHEN BACKSPLASH
- LARGE TRASH CAN W/ DESIGNATED OUT OF THE WAY AREA
- UPGRADED RESIDENTIAL STYLE CARPET
- FULL EXTENSION BALL BEARING DRAWER GUIDES
- STAINLESS STEEL KITCHEN PACKAGE
- POT & PAN DRAWERS UNDER DINETTE SEATS
- STAINLESS STEEL ROLL UP SINK COVER
- BLUETOOTH MP3/DVD/CD/FM W/ SURROUND SOUND
- TEDDY BEAR SERIES BUNK MATS

## OPTIONS

- ALUMINUM WHEELS
- SPARE TIRE
- UPGRADED 10.7 CU FT RESIDENTIAL REFER OUTSIDE KITCHEN(BUMPER MOUNTED GRILL, FRIDGE, SINK W/DRAIN, METAL COUNTERTOP)
- SKYLIGHT OVER TUB/SHOWER
- JIFFY SOFA IPO LOWER BUNK (313BHS ONLY)
- 40" FLAT SCREEN TV
- 50" FLAT SCREEN TV (284BHS ONLY)
- OUTSIDE SHOWER
- 15K BTU DUCTED A/C IPO 13.5K
- TRI-FOLD SOFA IPO JIFFY (STANDARD ON 288RLS)
- FREE STANDING TABLE W/ 4 CHAIRS IPO BOOTH DINETTE
- 50 AMP SERVICE W/ WIRE & BRACE FOR 2ND A/C
- 2ND 13.5K A/C IN BEDROOM (REQUIRES 50 AMP)

## LIMITED SHOWSTOPPER FEATURES

- DENVER PILLOW TOP QUEEN MATTRESS
- LCI FOLD DOWN SOLID STEP
- POWER TONGUE & STABILIZER JACKS
- LED AWNING LIGHT
- REMOTE CONTROL W/ WALL HOLSTER
- RECESSED STOVE W/GLASS COVER
- DECORATIVE WINDOW TREATMENTS (LIVING ROOM ONLY)
- NIGHT SHADES (LIVING ROOM ONLY)
- BLUE LED GROUND EFFECT LIGHTING

## SPECIFICATIONS

MODEL	268RKS	278RLS	284BHS	288RLS	307BHS	313BHS	323QBS
HITCH WEIGHT	906	860	931	753	1200	948	1190
AXLE WEIGHT	5596	6690	5723	6366	6815	7058	6565
UVW	6540	7588	6654	7157	8053	8044	7793
CCC (CARGO CAP.)	1867	2072	3151	1867	1985	1704	1988
EXTERIOR LENGTH	34' 6"	38' 6"	35' 0"	33' 11"	38' 10"	38' 1"	37' 11"
EXTERIOR HEIGHT	11'	11'	11'	11'	11'	11'	11'
FRESH WATER (gal.)	46	46	46	46	46	46	46
BLACK WATER (gal.)	30	30	30	30	60	30	30
GREY WATER (gal.)	60	60	92	70	60	72	64
AWNING SIZE	20'	20'	20'	12' & 12'	18'	20'	18'
TIRE SIZE	15"	15"	15"	15"	15"	15"	15"



### PRE-DELIVERY INSPECTION FACILITY

20,000 square feet of quality assurance. The bare essentials for a premium product. This state-of-the-art facility gives immediate daily feedback to production for quality assurance in every unit built.

**GVWR (Gross Vehicle Weight Rating)** - is the maximum permissible weight of the unit when fully loaded. It includes all weights, inclusive of all fluids, cargo, optional equipment and accessories. For safety and product performance do NOT exceed the GVWR.

**GAWR (Gross Axle Weight Rating)** - is the maximum permissible weight, including cargo, fluids, optional equipment and accessories that can be safely supported by a combination of all axles.

**UVW (Unloaded Vehicle Weight)\*** - is the typical weight of the unit as manufactured at the factory. It includes all weight at the unit's axle(s) and tongue or pin and LP Gas. The UVW does not include cargo, fresh potable water, additional optional equipment or dealer installed accessories.

\*Estimated Average based on standard build optional equipment.

**CCC (Cargo Carrying Capacity)\*\*** - is the amount of weight available for fresh potable water, cargo, additional optional equipment and accessories. CCC is equal to GVWR minus UVW. Available CCC should accommodate fresh potable water (8.3 lbs per gallon). Before filling the fresh water tank, empty the black and gray tanks to provide for more cargo capacity.

\*\* Estimated average based on standard build optional equipment

Each Forest River RV is weighed at the manufacturing facility prior to shipping. A label identifying the unloaded vehicle weight of the actual unit and the cargo carrying capacity is applied to every Forest River RV prior to leaving our facilities.

The load capacity of your unit is designated by weight, not by volume, so you cannot necessarily use all available space when loading your unit.

All information contained in this brochure is believed to be accurate at the time of publication. However, during the model year, it may be necessary to make revisions and Forest River, Inc., reserves the right to make all such changes without notice, including prices, colors, materials, equipment and specifications as well as the addition of new models and the discontinuance of models shown in this brochure. Therefore, please consult with your Forest River dealer and confirm the existence of any materials, design or specifications that are material to your purchase decision.



#### Learn More

Scan this barcode using a QR Reader on your smart phone to learn more about Forest River.



A Berkshire Hathaway company.

VIBE/Forest River Inc.  
411 CR 15  
Elkhart, IN 46516  
(574)-296-2084  
www.forestriverinc.com  
www.forestriveraccessories.com

### CUSTOMER SATISFACTION



[www.ForestRiverBuyLocal.com](http://www.ForestRiverBuyLocal.com)

### 24/7 EMERGENCY ROADSIDE ASSISTANCE

For a worry-free ownership experience

Forest River includes one

year of Coach-Net RV Technical & Roadside Assistance

Assistance with each RV purchase. Whether

new to the RV lifestyle or an experienced RV enthusiast,

Forest River owners have 24/7 access to technical,

operational and emergency road service

coverage throughout the US & Canada.

Coach-Net's fast, dependable

service is just a phone

call away.

**Coach-Net®**

RV Technical & Roadside Assistance



FOREST RIVER  
**VIBE**