

NORTHWEST



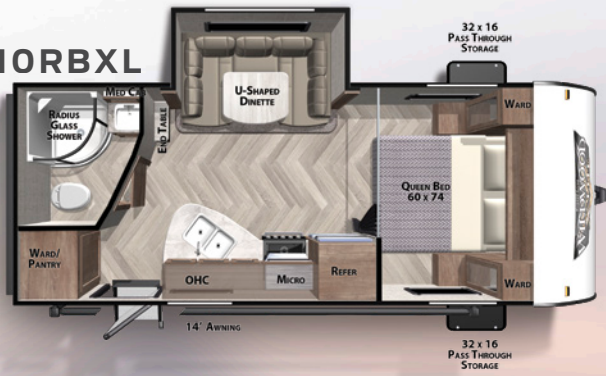
NORTHWEST



171RBXL



210RBXL



220BHXL



243BHXL



254RLXL



261BHXL



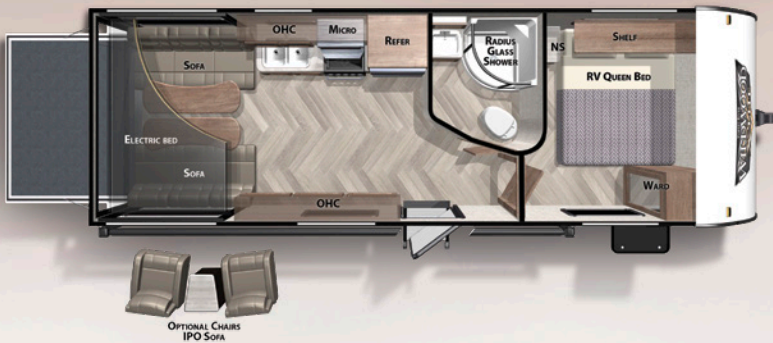
263BHXL



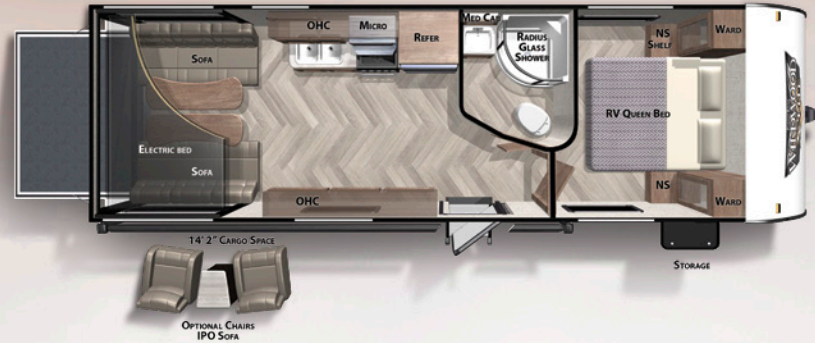
273QBXL



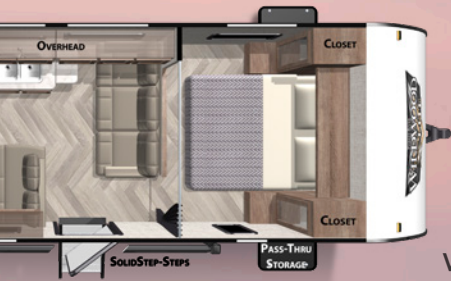
211SSXL



251SSXL



233RBXL



For more info, pictures & 360 Tours, visit www.forestriverinc.com/Wildwood

282QBXL



260RT



BEST IN CLASS PACKAGE

- » SolidStep Double Step (Main Door Only)
- » Exterior LED Light Strip Under Awning
- » Modern Cloth Roller Shades w/ AutoStop
- » Green Pkg: Furrion Solar Prep & LED Mushroom Lights
- » Power Awning w/Adjustable Legs
- » True Stabilizer Jacks w/ JT StrongArms
- » Power Tongue Jack
- » Stainless Steel Roll Up Sink Cover
- » Friction Hinge Baggage Doors
- » Large Capacity 10.7 cu ft Stainless Steel Refrigerator (12-volt) (Optional 8 or 6 cu. ft. gas/electric)
- » Black Tank Flush
- » Seamless Countertops (No T-Mold)
- » Stow N Go Storage (Bed & Dinette)
- » Updated Appliance Package
- » Electric Fireplace (N/A all models)
- » USB Port Package; Blue Tooth Stereo
- » Extra Large Panoramic Windows (On main slide)



263BHXL

	171RBXL	210RBXL	220BHXL	233RBXL	243BHXL	254RLXL	261BHXL	263BHXL	273QBXL	282QBXL	211SSXL	251SSXL	260RT
HITCH WEIGHT (LBS.):	522	500	602	596	566	630	499	736	752	768	740	746	650
UVW (LBS.):	4092	4830	4800	5278	5492	5793	5025	6406	6550	6564	5262	5664	5276
CCC (LBS.):	3490	2670	2802	2318	2074	1837	2474	1330	2002	2004	3278	2882	3174
EXT. LENGTH	23' 0"	25' 2"	27' 8"	26' 3"	28' 2"	30' 8"	28' 7"	31' 11"	33' 8"	33' 4"	27' 5"	29' 5"	28' 8"
EXT. HEIGHT W/AC	10' 1"	10' 3"	10' 3"	10' 3"	10' 1"	10' 3"	10' 1"	10' 3"	10' 3"	10' 3"	11' 8"	11' 8"	10' 6"
EXTERIOR WIDTH	96"	96"	96"	96"	96"	96"	96"	96"	96"	96"	96"	96"	96"
FRESH WATER (GAL.)	42	61	42	42	61	61	29	61	61	61	61	61	42
GREY WATER (GAL.)	32	42	60	32	60	32	32	74	32	32	28	28	28
BLACK WATER (GAL.)	32	32	32	32	32	42	28	32	42	42	32	32	32
AWNING SIZE	10	14'	12'	14'	12'	16'	12'	16'	16'	16'	18'	18'	15



24/7 EMERGENCY ROADSIDE ASSISTANCE WITH VEHICLE PURCHASE*

TOWING
JUMP-STARTS
TIRE CHANGES
FLUID DELIVERY
LOCKOUT
SERVICE

WINCH-OUT
MOBILE MECHANIC
TECHNICAL
SUPPORT
DEALER LOCATOR
SERVICES



*VALID FOR 1 YEAR FROM DATE OF PURCHASE

FREE MEMBERSHIP to Forest River Owners' Group

www.forestriverfrog.com



Learn More
Scan this barcode using
a QR Reader on your
smart phone to learn
more about Forest River.



A Berkshire Hathaway company.

FOREST RIVER, INC. 55470 C.R. 1 ELKHART, IN 46515 | (574) 533-5934
WWW.FORESTRIVERINC.COM/WILDWOOD | WWW.FORESTRIVERACCESSORIES.COM



PRE-DELIVERY INSPECTION FACILITY

20,000 square feet of quality assurance. The bare essentials for a premium product. This state-of-the-art facility gives immediate daily feedback to production for quality assurance in every unit built.

Specification Definitions

GVWR (Gross Vehicle Weight Rating) - is the maximum permissible weight of the unit when fully loaded. It includes all weights, inclusive of all fluids, cargo, optional equipment and accessories. For safety and product performance do NOT exceed the GVWR.

GAWR (Gross Axle Weight Rating) - is the maximum permissible weight, including cargo, fluids, optional equipment and accessories that can be safely supported by a combination of all axles.

UVW (Unloaded Vehicle Weight)* - is the typical weight of the unit as manufactured at the factory. It includes all weight at the unit's axle(s) and tongue or pin and LP Gas. The UVW does not include cargo, fresh potable water, additional optional equipment or dealer installed accessories.

*Estimated average based on standard build optional equipment.

CCC (Cargo Carrying Capacity)** - is the amount of weight available for fresh potable water, cargo, additional optional equipment and accessories. CCC is equal to GVWR minus UVW. Available CCC should accommodate fresh potable water (8.3 lbs per gallon). Before filling the fresh water tank, empty the black and gray tanks to provide for more cargo capacity.

** Estimated average based on standard build optional equipment

Each Forest River RV is weighed at the manufacturing facility prior to shipping. A label identifying the unloaded vehicle weight of the actual unit and the cargo carrying capacity is applied to every Forest River RV prior to leaving our facilities.

The load capacity of your unit is designated by weight, not by volume, so you cannot necessarily use all available space when loading your unit.

All information contained in this brochure is believed to be accurate at the time of publication. However, during the model year, it may be necessary to make revisions and Forest River, Inc., reserves the right to make all such changes without notice, including prices, colors, materials, equipment and specifications as well as the addition of new models and the discontinuance of models shown in this brochure. Therefore, please consult with your Forest River dealer and confirm the existence of any materials, design or specifications that are material to your purchase decision. Litho. U.S.A. FOR 1609 P/W: 2019.01.22

MEET YOUR X-LITE DEALER

CUSTOMER SATISFACTION



www.ForestRiverBuyLocal.com

WILDWOOD PRODUCT FAMILY



X-LITE



WILDWOOD



DLX | LODGE | GRAND LODGE