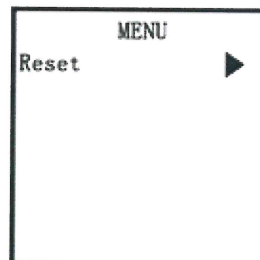





Monitor Operation



- Brightness, Contrast, Saturation, Sharpness: Adjust image properties
- Picture Adjust: Stretch image horizontally (right/left and left/right)
- Turn: Toggle between mirror/normal image on each individual channel
- Name: Change name of each individual channel
- Trigger Delay: Adjust time delay on each trigger
- Trigger Source: Toggle channel destination for each trigger
- Distance Grid: Toggle which channel distance grid lines will display on
- Grid Position: Adjust position of distance grid lines
- Auto Power: On: Monitor will automatically turn on when powered. Off: Monitor will only turn on when triggered. Auto: Monitor will follow previous state.
- Reset: Reset settings to factory default