



FOREST RIVER
SIERRA

DESTINATIONS



402FK

DESTINATION TRAILERS

Our Destination trailers are perfect for anyone looking to make the most of a permanent site. With solid surface countertops, residential oven and refrigerator, full walk-in shower, and washer and dryer prep, our units come prepared for everyone. Our unique floor plans allow you to make the most of your view, with living spaces and dens in either the front or back to view mother nature.





BUILT TO LAST.

The Sierra is built to last using only the best materials to ensure that your coach is in it for the long haul. Careful engineering, well-appointed craftsmanship and an uncompromising sense of pride go into every fifth wheel that we produce. Rest assured that your Sierra is built for luxury living.



- A** Rolled Aluminum Side Skirting
- B** Tinted Safety Glass Windows (80%)
- C** Dicor Color Matched Seamless Roof (Lifetime Warranty)
- D** Ducted 15K BTU Air Conditioning System (Prepped for 2nd AC)
- E** Lippert® Auto Adjust Brakes
- F** Laminated Vacuum Bonded Aluminum Sidewalls
- G** Radiused Entry Steps
- H** 16" E-rated Radial Tires (Standard)
- I** 2" Block Foam Insulation
- J** 3/8" Roof Decking (Full Walk-on Roof)
- K** 5/8" Tongue & Groove Plywood Flooring
- L** Underbelly Armor Full Length Underbelly Protection

SIERRA DESTINATION

STANDARDS & OPTIONS

EXTERIOR FEATURES

- › Lippert auto adjust brakes
- › MORryde Detachable Step Above where available
- › Underbelly Armor
- › Electric awning with LED light strip
- › Gel coated color matched exterior fiberglass
- › 30 lb. double LP tanks with auto change over
- › Detachable hitch
- › 60" dual pane patio door, tinted
- › Enclosed and heated dump valves
- › Large tinted windows with 80/20 UV prohibiter
- › 16" Radial tires
- › Automotive-style fender skirts
- › Hitch light
- › Porch light with interior switch
- › 2 exterior speakers
- › Rain gutters with extra-long drip spouts (Prevents black streaking)
- › Exterior folding grab handle

INTERIOR FEATURES

- › 3.7 cu. ft. Free Standing Range with 4 Burners
- › 19 cu. ft. Stainless Steel Refrigerator 12V
- › Stainless steel kitchen package
- › Solid surface kitchen counter tops
- › 50" flatscreen TV
- › Premium Soundbar with DVD integration
- › Washer/dryer prep
- › 6' 4" slide-out height
- › Memory foam mattress
- › Residential stain resistant carpet
- › Two color coordinated interiors

- › Full extension ball bearing drawer glides
- › Stainless steel under mounted kitchen sink
- › Handmade cabinetry with screwed lumber core stile construction
- › Recessed residential LED lighting throughout
- › Fiberglass one-piece shower with folding teak seat
- › Upgraded adjustable shower head with shelves
- › Accent lighting over dinette
- › Walk-in shower (select models)
- › Crown molding over kitchen cabinets
- › Extra-large picture windows throughout
- › Vented side windows in slide outs
- › TV antenna with booster
- › Rustic Plank pattern linoleum
- › Solid wood drawer fronts with birch sides
- › Upgraded raised panel cabinet doors with designer rails
- › Bedroom slide out fascia
- › Residential carpeting
- › Trash receptacle in kitchen
- › Ceiling paddle fan(s) in living room and bedroom where available
- › Hide-a-bed sofa with tri-fold
- › Designer window treatment

APPLIANCES / SYSTEMS

- › Dual Ducted 15K A/C
- › 60,000BTU On Demand Tankless Water Heater
- › Interior thermostat for heating and cooling
- › Flush floor hydraulic slide outs (per floorplan)

- › Satellite and cable hookup with RG-6 cable for high quality picture
- › Porcelain foot flush toilet
- › Full coach water filtration system
- › 65 Amp converter
- › Power fan in Kitchen and Bathroom(s)

CONSTRUCTION

- › Welded aluminum-framed, vacuum bonded laminated superstructure
- › 2" x 3" floor joists 12" on center
- › 5/8" tongue & groove plywood floor decking
- › 3/8" roof decking (full walk-on roof)
- › Cambered powder coated frame with rust prohibiter
- › Underbelly Armor
- › 5" truss roof rafters
- › R-10, 2" sidewall construction

FOR YOUR SAFETY

- › Smoke alarm
- › Fire extinguisher
- › Breakaway switch (battery hook-up required)
- › Dead-bolt lock on entry door
- › Liquid propane (LP) gas detector
- › Fire escape windows

POPULAR OPTIONS

- › Free Standing Dinette in place of Booth
- › Central vacuum
- › Slide room awnings (All slides)
- › Washer and Dryer

POLAR TECH PACKAGE (OPTIONAL)

- › Dual pane windows
- › 40K BTU furnace

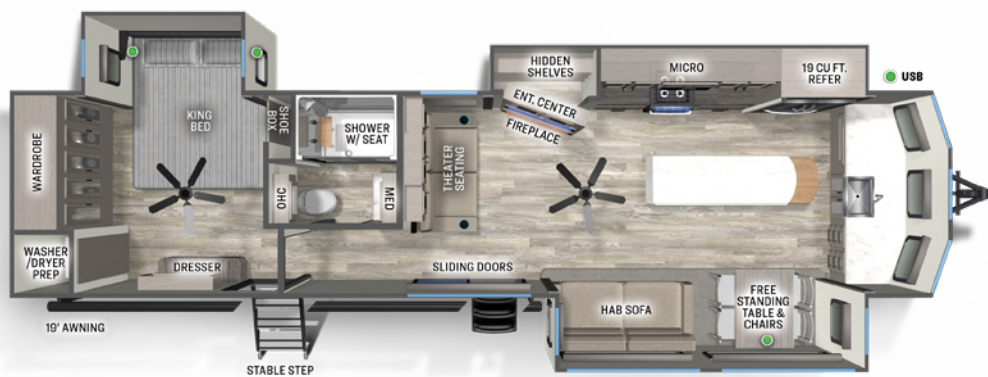
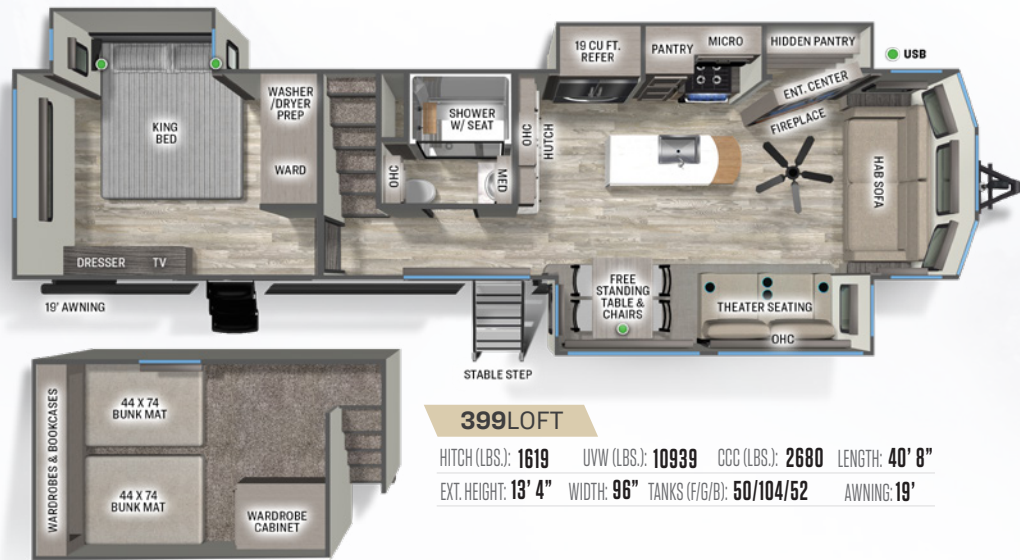
DESTINATION PACKAGE

- › Detachable Hitch
- › 19 cu. ft. Stainless Steel Refrigerator 12V
- › 3.7 Free Standing Range with 4 Burners
- › Two 15,000BTU Air Conditioners
- › 60,000BTU On Demand Tankless Water Heater
- › High Efficiency Radiant Foil (Roof and Floor)
- › Ceiling Paddle Fan (Living and Bedroom where available)
- › Heated and Enclosed Holding Tanks (12V pads)

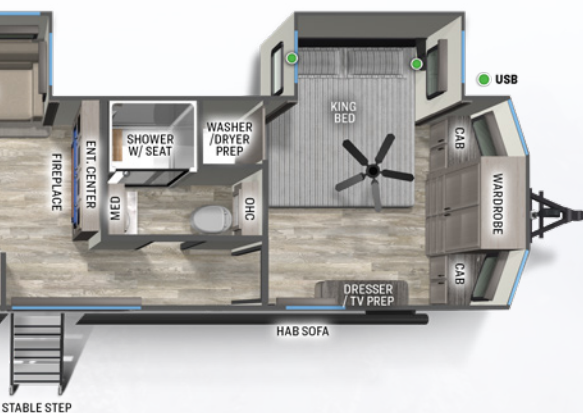
EXTENDED STAY PACKAGE

- › MORryde Steps with Strut (wherever available)
- › Washer and Dryer Prep
- › King Wi-Fi Extender System and Olympus Antenna
- › Underbelly Armor
- › Soft Close Residential Drawers & Cabinets Throughout
- › 50" Flat Screen Television
- › Full Coach Water Filter System
- › Power Fan in Kitchen and Bathroom(s)
- › Solid Surface Countertops
- › Stainless Apron Sink with Strainer
- › Commercial Style Kitchen Faucet
- › 30" Over-the-Range Stainless Microwave
- › Countertop Extension
- › Designer Backsplash

SIERRA DESTINATION FLOOR PLANS

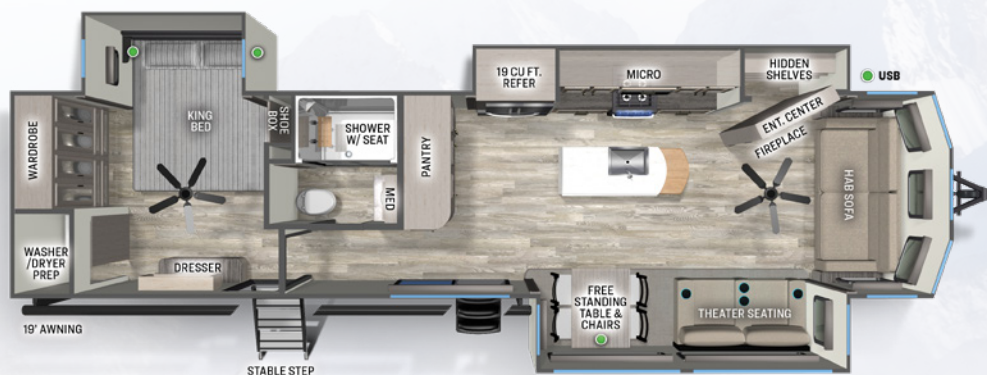
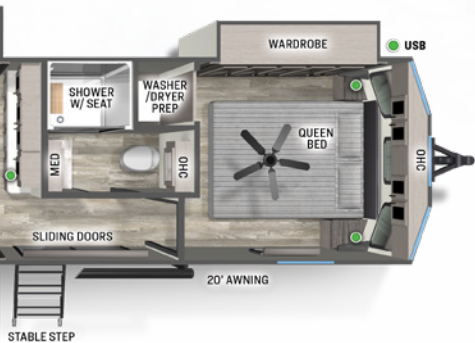


The DSI award confirms the commitment we have to our customers. From production to customer service, our team strives to provide a quality product and ongoing support to our customer base.



400BH

HITCH (LBS.): 1510 UVW (LBS.): 11579 CCC (LBS.): 1931 LENGTH: 43' 8"
EXT. HEIGHT: 13' 4" WIDTH: 96" TANKS (F/G/B): 50/134/82 AWNING: 20'



401FLX

HITCH (LBS.): 1841 UVW (LBS.): 10830 CCC (LBS.): 3011 LENGTH: 40' 4"
EXT. HEIGHT: 13' 4" WIDTH: 96" TANKS (F/G/B): 50/156/52 AWNING: 19'



420FL

HITCH (LBS.): 2005 UVW (LBS.): 11744 CCC (LBS.): 2256 LENGTH: 41' 10"
EXT. HEIGHT: 13' 4" WIDTH: 96" TANKS (F/G/B): 50/104/52 AWNING: 21'

SIERRA WARRANTY. OUR PROMISE.

FOR DETAILS ON SIERRA'S COMPLETE WARRANTY PROGRAM, SEE YOUR SIERRA DEALER.

When it comes to backing products with the same quality and commitment it does when it begins the manufacturing process, the only name you have to remember when you're looking for a recreational vehicle is Sierra. Sierra offers the following additional limited warranties to the original purchasers. Consult written warranty for details.



PRE-DELIVERY INSPECTION FACILITY

20,000 square feet of quality assurance. The bare essentials for a premium product. This state-of-the-art facility gives immediate daily feedback to production for quality assurance in every unit built.



24/7 EMERGENCY ROADSIDE ASSISTANCE WITH VEHICLE PURCHASE*

TOWING
JUMP-STARTS
TIRE CHANGES
FLUID DELIVERY
LOCKOUT
SERVICE

WINCH-OUT
MOBILE MECHANIC
TECHNICAL
SUPPORT
DEALER LOCATOR
SERVICES



*VALID FOR 1 YEAR FROM DATE OF PURCHASE

CUSTOMER SATISFACTION



www.ForestRiverBuyLocal.com

FREE MEMBERSHIP
to Forest River Owners' Group

www.forestriverfrog.com



Learn More

Scan this barcode using a QR Reader on your smart phone to learn more about Forest River.



A Berkshire Hathaway company.

5547 CR. 1 ELKHART, INDIANA 46515

WWW.FORESTRIVERINC.COM/SIERRA | 574.389.4600

JOIN THE MOVEMENT



See what's happening on these media platforms
@SierraRVs

YOUR **SIERRA** DEALER

Specification Definitions :: GVWR (Gross Vehicle Weight Rating) - is the maximum permissible weight of the unit when fully loaded. It includes all weights, inclusive of all fluids, cargo, optional equipment and accessories. For safety and product performance do NOT exceed the GVWR. // **GAWR (Gross Axle Weight Rating)** - is the maximum permissible weight, including cargo, fluids, optional equipment and accessories that can be safely supported by a combination of all axles. // **UVW (Unloaded Vehicle Weight)** - is the typical weight of the unit as manufactured at the factory. It includes all weight at the unit's axle(s) and tongue or pin and LP Gas. The UVW does not include cargo, fresh potable water, additional optional equipment or dealer installed accessories. *Estimated average based on standard build optional equipment. // **CCC (Cargo Carrying Capacity)**** - is the amount of weight available for fresh potable water, cargo, additional optional equipment and accessories. CCC is equal to GVWR minus UVW. Available CCC should accommodate fresh potable water (8.3 lbs per gallon). Before filling the fresh water tank, empty the black and gray tanks to provide for more cargo capacity. ** Estimated average based on standard build optional equipment // Each Forest River RV is weighed at the manufacturing facility prior to shipping. A label identifying the unloaded vehicle weight of the actual unit and the cargo carrying capacity is applied to every Forest River RV prior to leaving our facilities. The load capacity of your unit is designated by weight, not by volume, so you cannot necessarily use all available space when loading your unit. // All information contained in this brochure is believed to be accurate at the time of publication. However, during the model year, it may be necessary to make revisions and Forest River, Inc., reserves the right to make all such changes without notice, including prices, colors, materials, equipment and specifications as well as the addition of new models and the discontinuance of models shown in this brochure. Therefore, please consult with your Forest River dealer and confirm the existence of any materials, design or specifications that are material to your purchase decision. Litho. U.S.A. FOR 2228 P/W: 2024.01.29