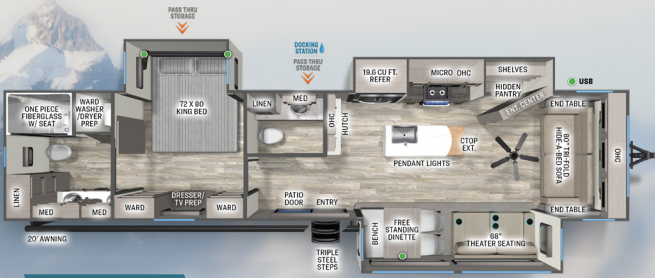
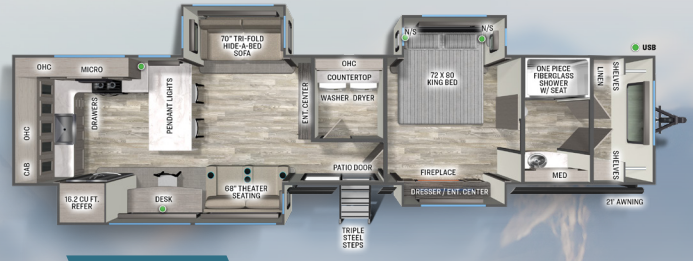


# FOREST RIVER SIERRA DESTINATION TRAILERS



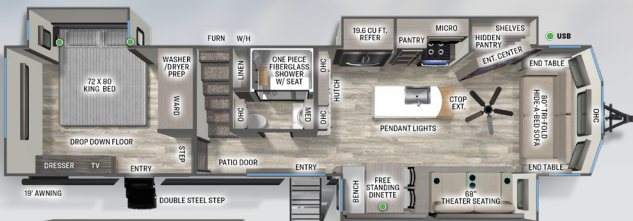
### 388JW

HITCH (LBS.): TBD U/VW (LBS.): TBD CCC (LBS.): TBD LENGTH: 41' 10"  
EXT. HEIGHT: 13' 4" WIDTH: 96" TANKS (F/G/B): TBD AWNING: 20'




### 395MMG

HITCH (LBS.): TBD U/VW (LBS.): TBD CCC (LBS.): TBD LENGTH: 42' 10"  
EXT. HEIGHT: 13' 4" WIDTH: 96" TANKS (F/G/B): TBD AWNING: 21'



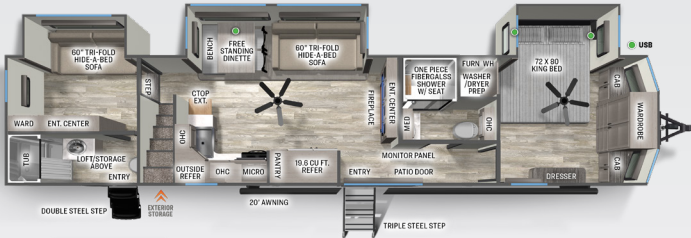
### 399LOFT

HITCH (LBS.): 1,619 U/VW (LBS.): 10,939 CCC (LBS.): 40' 8"  
LENGTH: 40' 8" EXTERIOR HEIGHT: 13' 4" WIDTH: 96"  
TANKS (F/G/B): 50 / 104 / 52 AWNING: 19'



### 40DUPLEX

HITCH (LBS.): 1,510 U/VW (LBS.): 12,630 CCC (LBS.): 1,311  
LENGTH: 42' 10" EXTERIOR HEIGHT: 13' 4" WIDTH: 96"  
TANKS (F/G/B): 50 / 156 / 104 AWNING: 14'



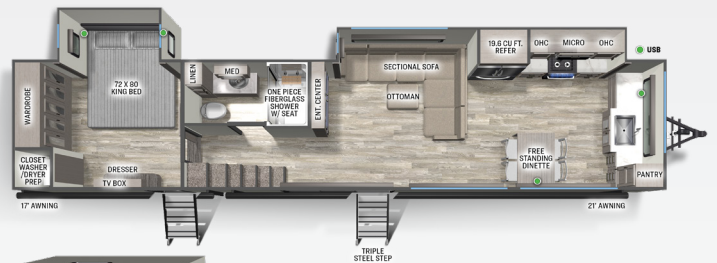
### 400BH

HITCH (LBS.): 1,510 U/VW (LBS.): 11,579 CCC (LBS.): 1,931  
LENGTH: 43' 8" EXTERIOR HEIGHT: 13' 4" WIDTH: 96"  
TANKS (F/G/B): 50/134/82 AWNING: 20'



### 403RD

HITCH (LBS.): 1,268 U/VW (LBS.): 11,009 CCC (LBS.): 2,259 LENGTH: 41' 11"  
EXT. HEIGHT: 13' 4" WIDTH: 96" TANKS (F/G/B): 50 / 104 / 52 AWNING: 20'



### 421FKL

HITCH (LBS.): TBD U/VW (LBS.): TBD CCC (LBS.): TBD  
LENGTH: 43' 8" EXTERIOR HEIGHT: 13' 4" WIDTH: 96"  
TANKS (F/G/B): TBD AWNING: 21' & 17'



FOREST RIVER

FORESTRIVERINC.COM

# FOREST RIVER SIERRA

## DESTINATION TRAILERS

### EXTERIOR FEATURES

- › Lippert auto adjust brakes
- › MORryde Detachable Step Above where available
- › Underbelly Armor
- › Electric awning with LED light strip
- › Coated color matched exterior fiberglass
- › 30 lb. double LP tanks with auto change over
- › Detachable hitch (NA 40DUPLEX)
- › 60" dual pane patio door, 80% tinted
- › Enclosed and heated dump valves
- › Large tinted windows with 80/20 UV prohibiter
- › 16" Radial tires
- › Automotive-style fender skirts
- › Hitch light
- › Porch light with interior switch
- › Rain gutters with extra-long drip spouts (Prevents black streaking)
- › Exterior folding grab handle

### INTERIOR FEATURES

- › Chef Collection 3 Burner, 24" Range w/ Drawer
- › 19 cu. ft. Stainless Steel Refrigerator 12V (Where Available)
- › Stainless steel kitchen package
- › Solid surface kitchen counter tops
- › 50" Flatscreen Smart TV
- › JBL Aura Cube FM/Bluetooth media center
- › Teddy Bear® bunk mats

- › Washer/dryer prep
- › 6' 4" slide-out height
- › Memory foam mattress
- › Residential stain resistant carpet
- › Two color coordinated interiors
- › Hidden hinged, soft close drawers and cabinets

- › Full extension ball bearing drawer glides
- › Stainless steel under mounted kitchen sink
- › Decorative backsplash
- › Handmade cabinetry with screwed lumber core stile construction
- › Recessed residential LED lighting throughout
- › Fiberglass one-piece shower with folding teak seat
- › Upgraded adjustable shower head with shelves
- › Accent lighting over dinette
- › Walk-in shower (select models)
- › Crown molding over kitchen cabinets

- › Extra-large picture windows throughout
- › Vented side windows in slide outs
- › TV antenna with booster
- › Beachside sundance linoleum
- › Solid wood drawer fronts with birch sides
- › Solid wood, square inset cabinet doors, painted or wood grain
- › Upgraded raised panel cabinet doors with designer rails
- › Bedroom slide out fascia
- › Trash receptacle in kitchen
- › Ceiling paddle fan(s) in living room and bedroom where available
- › Tri-fold Hide-a-bed sofa (Where Available)
- › Designer window treatment

### APPLIANCES / SYSTEMS

- › Dual Ducted 15k BTU Air Conditioners, Prepped for 3rd 15k BTU AC
- › 60,000BTU On Demand Tankless Water Heater
- › 40,000BTU Furnace
- › Interior thermostat for heating and cooling
- › Interior monitor panel for holding tanks
- › Flush floor hydraulic slide outs (per floorplan)
- › Satellite and cable hookup with RG-6 cable for high quality picture
- › Porcelain foot flush toilet
- › Full coach water filtration system
- › 65 Amp converter
- › Power fan in Kitchen and Bathroom(s)

### CONSTRUCTION

- › Welded aluminum-framed, vacuum bonded laminated superstructure
- › 2" x 3" floor joists 12" on center
- › 5/8" tongue & groove plywood floor decking
- › 3/8" roof decking (full walk-on roof)
- › Cambered powder coated frame with rust prohibiter
- › Underbelly Armor
- › 5" truss roof rafters
- › R-10, 2" sidewall construction

### FOR YOUR SAFETY

- › Smoke alarm
- › Fire extinguisher
- › Breakaway switch (battery hook-up required)
- › Key-Locked Patio Door

- › Dead-bolt lock on entry door
- › LP/CO gas detector
- › Fire escape windows

### POPULAR OPTIONS

- › Maxx Air fan w/rain sensor
- › Washer and Dryer
- › Central vacuum
- › Stab jacks (4)
- › Slide room awnings (all slides)
- › Non self contained (No holding tanks w/house type toilet)
- › Dual pane windows
- › 3rd AC power saver direct dump system w/ wall thermostat
- › Two chairs in place of ottoman bench

### DESTINATION PACKAGE

- › Detachable Hitch (NA 40DUPLEX)
- › 19 cu. ft. Stainless Steel Refrigerator 12V (Where Available)
- › Chef Collection 3 Burner, 24" Range w/ Drawer
- › Dual Ducted 15k BTU Air Conditioners, Prepped for 3rd 15k BTU AC
- › 60,000BTU On Demand Tankless Water Heater
- › High Efficiency Radiant Foil (Roof and Floor)
- › Ceiling Paddle Fan (Living and Bedroom where available)
- › Heated and Enclosed Holding Tanks (12V pads)

### EXTENDED STAY PACKAGE

- › MORryde Steps with Strut (wherever available)
- › Washer and Dryer Prep
- › King Wi-Fi Extender System and Olympus Antenna
- › Underbelly Armor
- › Soft Close Residential Drawers & Cabinets Throughout
- › 50" Flat Screen Smart TV
- › Full Coach Water Filter System
- › Power Fan in Kitchen and Bathroom(s)
- › Solid Surface Countertops
- › Stainless Apron Sink with Strainer
- › Commercial Style Kitchen Faucet
- › 30" Over-the-Range Stainless Microwave
- › Countertop Extension
- › Designer Backsplash

**Specification Definitions :: GVWR (Gross Vehicle Weight Rating)** - is the maximum permissible weight of the unit when fully loaded. It includes all weights, inclusive of all fluids, cargo, optional equipment and accessories. For safety and product performance do NOT exceed the GVWR. // **GAWR (Gross Axle Weight Rating)** - is the maximum permissible weight, including cargo, fluids, optional equipment and accessories that can be safely supported by a combination of all axles. // **UVW (Unloaded Vehicle Weight)** - is the typical weight of the unit as manufactured at the factory. It includes all weight at the unit's axle(s) and tongue or pin and LP Gas. The UVW does not include cargo, fresh potable water, additional optional equipment or dealer installed accessories. \*Estimated average based on standard build optional equipment. // **CCC (Cargo Carrying Capacity)** - is the amount of weight available for fresh potable water, cargo, additional optional equipment and accessories. CCC is equal to GVWR minus UVW. Available CCC should accommodate fresh potable water (8.3 lbs per gallon). Before filling the fresh water tank, empty the black and gray tanks to provide for more cargo capacity. \*\* Estimated average based on standard build optional equipment // Each Forest River RV is weighed at the manufacturing facility prior to shipping. A label identifying the unloaded vehicle weight of the actual unit and the cargo carrying capacity is applied to every Forest River RV prior to leaving our facilities. The load capacity of your unit is designated by weight, not by volume, so you cannot necessarily use all available space when loading your unit. // All information contained in this brochure is believed to be accurate at the time of publication. However, during the model year, it may be necessary to make revisions and Forest River, Inc. reserves the right to make all such changes without notice, including prices, colors, materials, equipment and specifications as well as the addition of new models and the discontinuance of models shown in this brochure. Therefore, please consult with your Forest River dealer and confirm the existence of any materials, design or specifications that are material to your purchase decision. Litho. U.S.A. F0R 2071 W: 2022.11.05