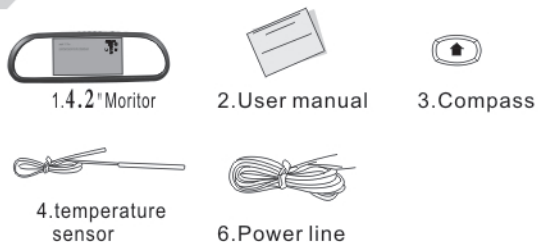
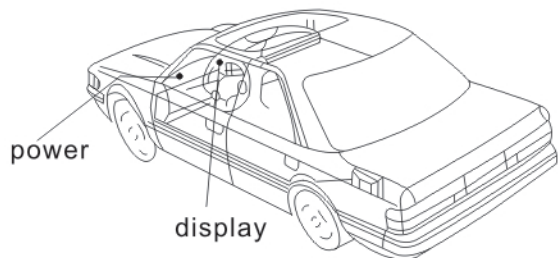




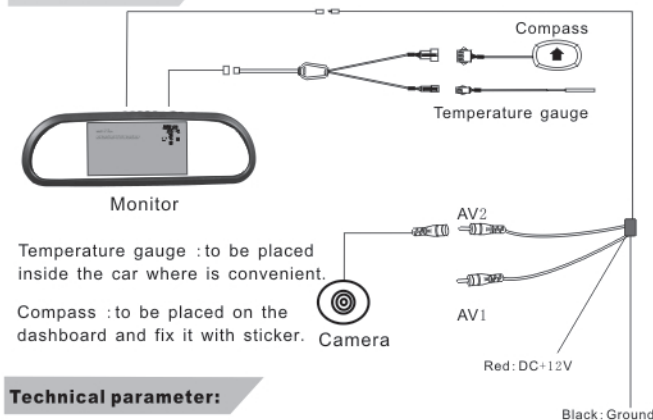
### Components



### Installation



### Installation



### Technical parameter:

1. Effective Pixels: 640\*480pixels
2. Sensing Area: 3.984\*2.952mm
3. Resolution: 420TVline
4. Working voltage: 10~14V
5. Working temperature: -40~85

### User' s manual

1. Temperature setting: Press "▼" and "☺" at the same time, the Celsius degrees and Fahrenheit degrees can be exchanged.
2. Digital clock setting: On the stand-by status, press "☺" and "☺" together, and then loosen hands, digital clock shows "----" and flashes. Press "▲" to adjust the time. Press "☺" and "☺" together the first time to adjust the hour, the second time to adjust the minute, the third time to finish adjustment.
3. Bluetooth function can be used after the matching and connecting between the mobile and the monitor. When the power of car is off or mobile is out form Bluetooth detection range, mobile and bluetooth will be disconnected. When the power of car is on or mobile is within the Bluetooth detecting range, Bluetooth will connect the last equipment automatically.
  - A. Paring and connecting : When the screen is at standby status, no button is needed to be pressed. Turn on the Bluetooth mobile and search, when mobile shows the words "VTB42M" and sign in the password "0000". Mobile will connect to the screen automatically.
  - B. Audio output: After the connection, at standby status, the audio of mobile can be played with bluetooth screen speaker by wireless transmission. "☺" can be controlled by the screen buttons, "PLAY"/"PAUSE"
  - C. Incoming calls: At standby status when a Incoming calls, it shows the phone number under of the monitor and speaker indicates the mobile ringer. Press "☺" to answer the phone call and press "☺" to hang up the call or reject the call.

### Main functions and features:

1. Hands-free answering/rejecting/ hanging up, Caller ID, thermometer, compass and audio output.
2. Bluetooth function can search matching mobile which has bluetooth function and connect to the last connected equipment automatically when the power of car is on. The equipment which hasn' t been connectd or deleted, bluetooth will indicated it as available connection automatically.
3. When the power of car is off or mobiles is over the Bluetooth detection range, mobile and bluetooth will be disconnected.
4. Applying to all bluetooth mobile and it can match more than one bluetooth mobile. However, the bluetooth function is only for one to one.
5. When the power of car is on, the monitor will display a blue screen. The temperature and the orientation will show in the upper right corner. The caller ID will be displayed at the top of the monitor.
6. After Paring and connecting the bluetooth function, the audio of mobile can be played with bluetooth screen speaker by wireless transmission.

### Diagram

