

QUAILRIDGE

PARK MODELS • CANADA





**FOREST
RIVER**

A Berkshire Hathaway Company

BUILT AND BACKED BY FOREST RIVER

Founded in 1996 by Pete Liegl, Forest River, Inc. has evolved into North America's largest manufacturer of recreational vehicles, cargo trailers, pontoon boats, and commercial vehicles including buses, vans, and trucks. Its portfolio includes market share leaders in every category, and it is the country's leading manufacturer of buses and vans for both the private and public sectors. Based in Elkhart, Indiana, Forest River employs 14,000+ employees in 100+ facilities in more than a half dozen states. With a commitment to excellence and a focus on customer satisfaction, Forest River is proud to be a Berkshire Hathaway company.

**NEVER
STOP
GOING.™**

FORESTRIVERINC.COM

Thank you for your interest in Quailridge Canada Park Models. Quailridge Park Models are manufactured by Forest River Inc., the largest manufacturer of recreational vehicles in the world and a subsidiary of Berkshire Hathaway Inc.

Quailridge Park Models are built using only the best materials to provide you with the best value and quality for years to come. Quailridge's floorplans are carefully designed to maximize your living space and provide unequaled functionality.

The Quailridge Park Models are offered at 3 distinct levels to meet any budget:

- **Quailridge Premier** is our top-of-the-line series featuring professionally designed decors and additional features found predominantly in the luxury market.
- **Quailridge** is our mid-level series with more standard features than Summit, both inside and outside.
- **Quailridge Summit** series is the entry level lineup that offers all the amenities found in other brands without compromising quality or functionality.

All three series offer the same award-winning layouts and are constructed to our highest standards, giving you peace of mind that you have made the best choice for your park model purchase.



QUAILRIDGE PREMIER CANADA STANDARDS AND OPTIONS

Scan with your
smart phone
to go to our
website



EXTERIOR

STANDARDS

- 10" Welded I-Beam Chassis
- Corrosion Resistant Enclosed Underbelly
- 2" x 6" Transverse Floor Joist 16" On Center
- 5/8" Tongue & Groove Plywood Decking
- R22 Floor & Roof Insulation
- OSB Wall Sheathing W/Weather Wrap
- Thermopane Windows
- Residential Vinyl Siding
- Exterior Lineals
- 16" On Center Rafters
- Fixed Overhangs
- Perimeter Ice/Storm Shield
- 30 Year Warranty Asphalt Shingles

OPTIONS

- Premium Vinyl Siding
- Front Trapezoid Window
- Doorside Add-On Eave
- Barn Style Metal Roof
- White Or Clay Lineals

INTERIOR

STANDARDS

ESSENTIALS PACKAGE

- Shaw Cushion Backed Vinyl Flooring
- Stainless Steel Kitchen Sink
- 1 Piece Fiberglass Tub/Shower
- Residential Porcelain Toilet
- 60" x 80" Serta Queen Bed W/Bedsread
- Shaker Style 2 Panel Interior Doors
- Residential Base Trim

OPTIONS

- Additional Recliner
- Pit Group IPO Sofa & Recliner
- Ceramic Backsplash In Kitchen
- Additional Pantry In Hall (W/A)
- Island W/Contoured Barstools IPO Table/Chairs
- Pocket Door IPO Swing Door (BR or Bath)
- Shower IPO Tub/Shower
- Shower Door IPO Curtain

APPLIANCE & MECHANICALS PACKAGE

- Residential Black Kitchen Appliances (17.5 CU FT Refrigerator, 30" Gas Range, Microwave)
- Electric Fireplace

- 40,000 BTU Ducted Furnace W/Perimeter Registers
- 20 Gallon Electric Water Heater
- Bath Fan
- Fire Extinguisher
- Smoke Detectors
- CO Detector
- Living Room Ceiling Fan

APPLIANCE & MECHANICAL OPTIONS

- Stainless Steel Appliances
- 18" SS Dishwasher W/A
- Stackable Washer/Dryer Prep (W/A)
- Stackable Washer/Dryer (W/A)
- 56,000 BTU Upright Furnace (W/A)
- 13,500 BTU Park Pack A/C Ship Loose
- A/C Prep For Park Pack A/C
- Central A/C Prep (56K Furnace Required)
- 16 Gallon Gas/Electric Water Heater (W/A)

PREMIER PACKAGE

- Smart Living Room TV
- Workstation Kitchen Sink
- Soft Close Drawer Guides
- Central Vac System W/Power Dust Pan
- Rainfall Shower System (Shower Opt. Only)
- Black Cabinet Hardware & Fixtures
- Premium Adjustable Bed Base W/Cooling Memory Foam Mattress

Stay longer. Explore deeper. Experience more under the open skies.

The Quailridge Premier Canada Park Models from Forest River are crafted for outdoor enthusiasts who want the comfort of home paired with the beauty of nature. Designed for extended stays near lakes, trails, and scenic getaways, each model features premium construction, weather-smart materials, and heavy-duty roofing to withstand a range of conditions. Expansive windows invite natural light and stunning views, while thoughtfully designed floorplans offer open-concept living and cozy retreats.



Featured Floorplan: 44FKBH-C-P

QUAILRIDGE PREMIER CANADA FLOORPLANS

QRT355FL-C-P

BOX SIZE	SQ FT	BEDROOMS	BATHROOMS
34' X 11'	377	1	1



QRT38FLA-C-P

BOX SIZE	SQ FT	BEDROOMS	BATHROOMS
34' X 13'	436	1	1



QRT41BH-C-P

BOX SIZE	SQ FT	BEDROOMS	BATHROOMS
38' X 13'	494	2	1



QRT44FKBH-C-P

BOX SIZE	SQ FT	BEDROOMS	BATHROOMS
41' X 13'	533	2	1



QRT45-2B-C-P

BOX SIZE	SQ FT	BEDROOMS	BATHROOMS
41' X 13'	533	2	1



QRT45-3B-C-P

BOX SIZE	SQ FT	BEDROOMS	BATHROOMS
41' X 13'	533	3	1



QRT45AKFL-2B-C-P

BOX SIZE	SQ FT	BEDROOMS	BATHROOMS
41' X 13'	533	2	1



QRT45AKFL-D-C-P

BOX SIZE	SQ FT	BEDROOMS	BATHROOMS
41' X 13'	533	1	1



CANADA QUAILRIDGE STANDARDS AND OPTIONS

Scan with your
smart phone
to go to our
website



EXTERIOR

STANDARDS

ESSENTIALS PACKAGE

- 10" Welded I-Beam Chassis
- Corrosion Resistant Enclosed Underbelly
- 2" x 6" Transverse Floor Joist 16" On Center
- 5/8" Tongue & Groove Plywood Decking
- R22 Floor & Roof Insulation
- OSB Wall Sheathing W/Weather Wrap
- Thermopane Windows
- Residential Vinyl Siding
- Exterior Lineals
- 16" On Center Rafters
- Fixed Overhangs
- Perimeter Ice/Storm Shield
- 30 Year Warranty Asphalt Shingles

OPTIONS

- Premium Vinyl Siding
- Front Trapezoid Window
- Doorside Add-On Eave
- Barn Style Metal Roof
- White Or Clay Lineals

INTERIOR

STANDARDS

ESSENTIALS PACKAGE

- Shaw Cushion Backed Vinyl Flooring
- Stainless Steel Kitchen Sink
- 1 Piece Fiberglass Tub/Shower
- Residential Porcelain Toilet
- 60" x 80" Serta Queen Bed W/Bedsread
- Shaker Style 2 Panel Interior Doors
- Residential Base Trim

OPTIONS

- Additional Recliner
- Pit Group IPO Sofa & Recliner
- Ceramic Backsplash In Kitchen
- Additional Pantry In Hall (W/A)
- Island W/Contoured Barstools IPO Table/Chairs
- Pocket Door IPO Swing Door (BR or Bathroom)
- Shower IPO Tub/Shower
- Shower Door IPO Curtain

APPLIANCE & MECHANICALS PACKAGE

- Residential Black Kitchen Appliances (17.5 CU FT Refrigerator, 30" Gas Range, Microwave)
- Electric Fireplace
- 40,000 BTU Ducted Furnace W/Perimeter Registers
- 20 Gallon Electric Water Heater
- Bath Fan
- Fire Extinguisher
- Smoke Detectors
- CO Detector
- Living Room Ceiling Fan

APPLIANCE & MECHANICAL OPTIONS

- Stainless Steel Appliances
- 18" SS Dishwasher W/A
- Stackable Washer/Dryer Prep (W/A)
- Stackable Washer/Dryer (W/A)
- 56,000 BTU Upright Furnace (W/A)
- 13,500 BTU Park Pack A/C Ship Loose
- A/C Prep For Park Pack A/C
- Central A/C Prep (56K Furnace Required)
- 16 Gallon Gas/Electric Water Heater (W/A)

Quailridge Park Models combine style, function, and lasting value for outdoor enthusiasts looking to enhance their campground experience.

Quality craftsmanship, efficient layouts, and appealing cottage design support seasonal stays with comfort and reliability. Quailridge delivers strong construction and thoughtful details that appeal to RV and park model shoppers seeking durability and long-term enjoyment.



Featured Floorplan: 44FKBH-C



QUAILRIDGE CANADA FLOORPLANS

QRT355FL-C

BOX SIZE	SQ FT	BEDROOMS	BATHROOMS
34' X 11'	377	1	1



QRT38FLA-C

BOX SIZE	SQ FT	BEDROOMS	BATHROOMS
34' X 13'	436	1	1



QRT41BH-C

BOX SIZE	SQ FT	BEDROOMS	BATHROOMS
38' X 13'	494	2	1



QRT44FKBH-C

BOX SIZE	SQ FT	BEDROOMS	BATHROOMS
41' X 13'	533	2	1



QRT45-2B-C

BOX SIZE	SQ FT	BEDROOMS	BATHROOMS
41' X 13'	533	2	1



QRT45-3B-C

BOX SIZE	SQ FT	BEDROOMS	BATHROOMS
41' X 13'	533	3	1



QRT45AKFL-2B-C

BOX SIZE	SQ FT	BEDROOMS	BATHROOMS
41' X 13'	533	2	1



QRT45AKFL-D-C

BOX SIZE	SQ FT	BEDROOMS	BATHROOMS
41' X 13'	533	1	1



QUAILRIDGE SUMMIT CANADA STANDARDS AND OPTIONS

Scan with your
smart phone
to go to our
website



EXTERIOR

STANDARDS

ESSENTIALS PACKAGE

- 10" Welded I-Beam Chassis
- Corrosion Resistant Enclosed Underbelly
- 2" x 6" Transverse Floor Joist 16" On Center
- 5/8" Tongue & Groove Plywood Decking
- R22 Floor & Roof Insulation
- OSB Wall Sheathing W/Weather Wrap
- Thermopane Windows
- Residential Vinyl Siding
- 16" On Center Rafters
- Fixed Overhangs
- Perimeter Ice/Storm Shield
- 30 Year Warranty Asphalt Shingles

OPTIONS

- Premium Vinyl Siding
- Metal Underbelly
- Front Trapezoid Window
- Doorside Add-On Eave

INTERIOR

STANDARDS

ESSENTIALS PACKAGE

- Shaw Cushion Backed Vinyl Flooring
- Stainless Steel Kitchen Sink
- 1 Piece Fiberglass Tub/Shower
- Residential Porcelain Toilet
- 60" x 80" Queen Bed
- Shaker Style 2 Panel Interior Doors

OPTIONS

- Recliner IPO Swivel Chair
- 60" x 80" Queen Serta Bed Upgrade
- 60" Bedspread
- Nightstand
- End Table
- Pocket Door IPO Swing Door (BR Or Bathroom)
- Shower IPO Tub/Shower
- Shower Door IPO Curtain

APPLIANCE & MECHANICALS PACKAGE

- Residential Black Kitchen Appliances (17.5 CU FT Refrigerator, 30" Gas Range, Microwave)
- Electric Fireplace
- 40,000 BTU Ducted Furnace W/Perimeter Registers
- 20 Gallon Electric Water Heater
- Bath Fan
- Fire Extinguisher
- Smoke Detectors
- CO Detector
- Living Room Ceiling Fan

APPLIANCE & MECHANICAL OPTIONS

- Stackable Washer/Dryer Prep (W/A)
- Stackable Washer/Dryer (W/A)
- 56,000 BTU Upright Furnace (W/A)
- 13,500 BTU Park Pack A/C Ship Loose
- A/C Prep For Park Pack A/C
- Central A/C Prep (56K Furnace Required)
- 16 Gallon Gas/Electric Water Heater (W/A)

Quailridge Summit Park Models offer comfort, versatility, and refined design for RV consumers wanting an upgraded park model experience. Each floor plan maximizes space with thoughtful layouts, including loft options for additional flexibility. Strong construction, enhanced amenities, and smart use of every inch support extended stays and outdoor enjoyment.

Summit appeals to park model buyers seeking durability and value.



Featured Floorplan: 39FLP-C-S

QUAILRIDGE SUMMIT CANADA FLOORPLANS

QRT355FL-C-S

BOX SIZE	SQ FT	BEDROOMS	BATHROOMS
34' X 11'	377	1	1



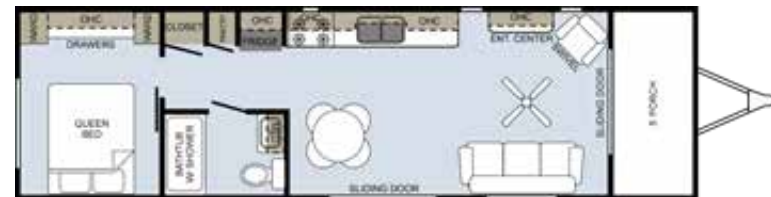
QRT38FLA-C-S

BOX SIZE	SQ FT	BEDROOMS	BATHROOMS
34' X 13'	436	1	1



QRT39FLP-C-S

BOX SIZE	SQ FT	BEDROOMS	BATHROOMS
36' X 11'	396	1	1



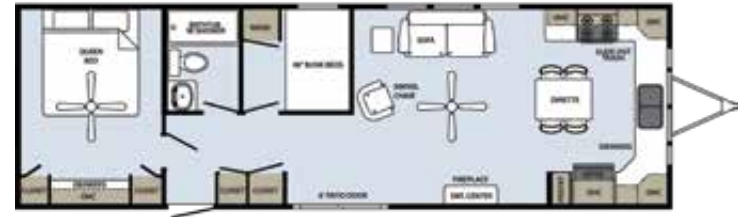
QRT41BH-C-S

BOX SIZE	SQ FT	BEDROOMS	BATHROOMS
38' X 13'	494	2	1



QRT44FKBH-C-S

BOX SIZE	SQ FT	BEDROOMS	BATHROOMS
41' X 13'	533	2	1



QRT45-2B-C-S

BOX SIZE	SQ FT	BEDROOMS	BATHROOMS
41' X 13'	533	2	1



QRT45-3B-C-S

BOX SIZE	SQ FT	BEDROOMS	BATHROOMS
41' X 13'	533	3	1



QRT45AKFL-2B-C-S

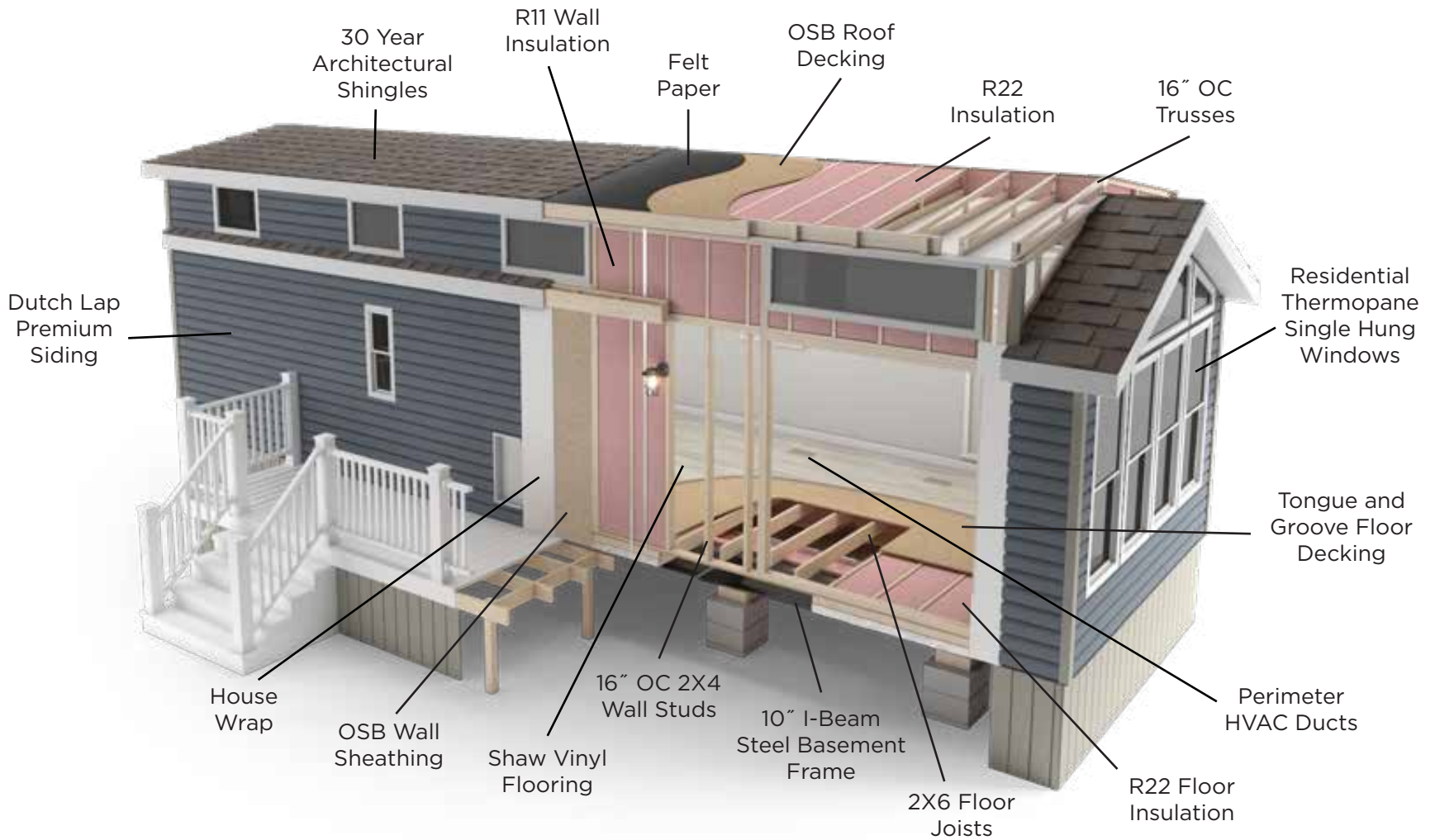
BOX SIZE	SQ FT	BEDROOMS	BATHROOMS
41' X 13'	533	2	1



QRT45AKFL-D-C-S

BOX SIZE	SQ FT	BEDROOMS	BATHROOMS
41' X 13'	533	1	1





LEARN MORE:

Scan this QR code with your mobile device to learn more about Forest River.

EACH NEW FOREST RIVER PURCHASE PROVIDES:

- ✔ Pre-delivery Inspection. ✔ Digital Owner's Manual.
- ✔ Free Membership to Forest River Owners Group (FROG).
Learn more at www.forestriverfrog.com.
- ✔ A Contribution to Care Camps Foundation www.carecamps.org.
- ✔ 1 Year Free Roadside Assistance from Date of Purchase.

All information contained in this brochure is believed to be accurate at the time of publication. However, during any model year, it may be necessary to make changes to the manufacturing process of the units and information in this brochure. Your unit may differ from the information in this brochure due to any changes in the manufacturing process and equipment. Forest River, Inc., reserves the right to make all such changes without notice, including prices, colors, combinations, materials, equipment and specifications of any model as well as the addition of new models and the discontinuation of models shown in this brochure. Therefore, please consult with your Forest River dealer and confirm the availability of any materials, combinations, designs, or specifications that are meaningful to your purchase decision. © 2026 Quailridge, a Division of Forest River, Inc., a Berkshire Hathaway Company. All Rights Reserved. Forest River, Inc. 04/26



SPECIFICATION DEFINITIONS:

Scan this QR code using a QR reader on your smartphone to learn RV terminology and more!



YOUR **QUAILRIDGE** DEALER